

## Lotus Cup Italia

### Gruppo Peroni Race 07-08-09.05.2021

### Race 2 (25')

### Final Classification

No	Driver	Nat	Team	Car	Cl.	Laps	Total Time	Gap	Kph	Best Lap		
										Lap	Time	Kph
1	15 Giacomo GIUBERGIA	ITA	PELLIN RACING	Lotus Exige Cup		13	26:17.581	-	145.1	9	1:59.043	148.5
2	69 Daniel GRIMALDI	ITA		Lotus Exige Cup		13	26:21.905	+4.324	144.7	10	1:59.609	147.8
3	3 Alberto GRISI	ITA	AGV RACING	Lotus Exige Cup	GOLD Cl	13	26:39.876	+22.295	143.1	2	2:02.063	144.8
4	6 Vito UTZIERI	MON	ADV MOTORSPORT	Lotus Exige Cup		13	26:40.272	+22.691	143.0	10	2:00.688	146.4
5	71 Massimo ABBATI	ITA	AGV RACING	Lotus Exige Cup		13	26:40.714	+23.133	143.0	10	2:00.503	146.7
6	88 Johannes ZELGER	ITA		Lotus Exige Cup	GOLD Cl	13	26:53.142	+35.561	141.9	9	2:02.738	144.0
7	65 Pasquale SERRATORE	ITA	SP RACING	Lotus Exige Cup		13	27:25.019	+1:07.438	139.1	8	2:01.765	145.1
8	55 Stefano ZERBI	ITA	CIPRIANI MOTORSPORT	Lotus Exige Cup		13	27:39.895	+1:22.314	137.9	8	2:00.949	146.1
9	18 Stefano BAGNARIOL	ITA		Lotus Exige Cup	GOLD Cl	13	28:24.726	+2:07.145	134.3	2	2:08.249	137.8
10	7 Francesca BAGNARIOL	ITA		Lotus Exige Cup	GOLD Cl	12	26:46.854	1 Lap	131.4	6	2:06.733	139.4
11	38 Fabio RADICE	ITA		Lotus Exige Cup		9	27:00.013	4 Laps	97.7	9	2:00.381	146.8

Pole Position:

Johannes ZELGER

2:00.856

146.2 Kph

Fastest Lap:

Lap9

Giacomo GIUBERGIA

1:59.043

148.5 Kph

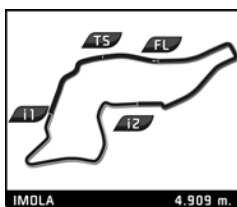
Published at: .....

Track Status: **DRY**

Race Director:

Timekeeper:

Rapi Andrea



## Lotus Cup Italia

Gruppo Peroni Race 07-08-09.05.2021  
Race 2

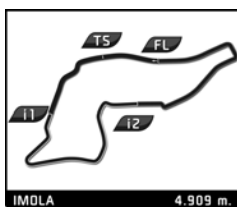
### Provisional Classification by Class

No	Driver	Nat	Team	Car	Laps	Total Time	Gap	Kph	Best Lap			
									Lap	Time	Kph	
<b>GOLD CUP</b>												
1	3 Alberto GRISI	ITA	AGV RACING	Lotus Exige Cup	13	<b>26:39.876</b>		143.1	2	<b>2:02.063</b>	144.8	
2	88 Johannes ZELGER	ITA		Lotus Exige Cup	13	<b>26:53.142</b>	+13.266	141.9	9	<b>2:02.738</b>	144.0	
3	18 Stefano BAGNARIOL	ITA		Lotus Exige Cup	13	<b>28:24.726</b>	+1'44.850	134.3	2	<b>2:08.249</b>	137.8	
4	7 Francesca BAGNARIOL	ITA		Lotus Exige Cup	12	<b>26:46.854</b>	1 Lap	131.4	6	<b>2:06.733</b>	139.4	

Published at: .....

Track Status: **DRY**

<b>Race Director:</b>	<b>Timekeeper:</b> Rapi Andrea
-----------------------	-----------------------------------



## Lotus Cup Italia

Gruppo Peroni Race 07-08-09.05.2021  
Race 2

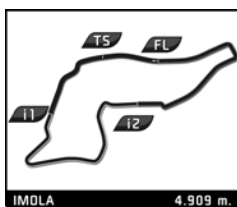
### Final Classification by Division

No	Driver	Nat	Team	Car	Laps	Total Time	Gap	Kph	Best Lap			
									Lap	Time	Kph	
<b>MASTER</b>												
1	3 Alberto GRISI	ITA	AGV RACING	Lotus Exige Cup	13	<b>26:39.876</b>		143.1	2	<b>2:02.063</b>	144.8	
2	6 Vito UTZIERI	MON	ADV MOTORSPORT	Lotus Exige Cup	13	<b>26:40.272</b>	+0.396	143.0	10	<b>2:00.688</b>	146.4	
3	38 Fabio RADICE	ITA		Lotus Exige Cup	9	<b>27:00.013</b>	4 Laps	97.7	9	<b>2:00.381</b>	146.8	

Published at: .....

Track Status: **DRY**

<b>Race Director:</b>	<b>Timekeeper:</b> Rapi Andrea
-----------------------	-----------------------------------



## Lotus Cup Italia

### Gruppo Peroni Race 07-08-09.05.2021

### Race 2

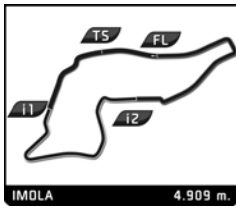
### Final Classification by Group

No	Driver	Nat	Team	Car	Laps	Total Time	Gap	Kph	Best Lap			
									Lap	Time	Kph	
<b>TROFEO HANKOOK</b>												
1	3 Alberto GRISI	ITA	AGV RACING	Lotus Exige Cup	13	<b>26:39.876</b>		143.1	2	<b>2:02.063</b>	144.8	
2	6 Vito UTZIERI	MON	ADV MOTORSPORT	Lotus Exige Cup	13	<b>26:40.272</b>	+0.396	143.0	10	<b>2:00.688</b>	146.4	
3	71 Massimo ABBATI	ITA	AGV RACING	Lotus Exige Cup	13	<b>26:40.714</b>	+0.838	143.0	10	<b>2:00.503</b>	146.7	
4	55 Stefano ZERBI	ITA	CIPRIANI MOTORSPORT	Lotus Exige Cup	13	<b>27:39.895</b>	+1'00.019	137.9	8	<b>2:00.949</b>	146.1	
5	38 Fabio RADICE	ITA		Lotus Exige Cup	9	<b>27:00.013</b>	4 Laps	97.7	9	<b>2:00.381</b>	146.8	

Published at: .....

Track Status: **DRY**

<b>Race Director:</b>	<b>Timekeeper:</b> Rapi Andrea
-----------------------	-----------------------------------



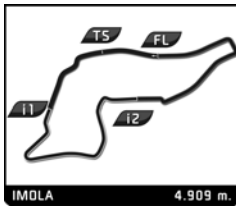
# Lotus Cup Italia

## Gruppo Peroni Race 07-08-09.05.2021

### Race 2

### Lap Chart

		Lap													
No	Pos	Grid	1	2	3	4	5	6	7	8	9	10	11	12	13
88	1	88	88	3	3	3	69	15	69	15	15	15	15	15	15
55	2	55	3	88	69	69	3	69	15	69	69	69	69	69	69
65	3	65	55	69	88	88	15	3	3	3	3	3	3	3	3
6	4	6	6	55	55	88	88	55	55	55	55	55	6	6	6
3	5	3	69	38	38	15	55	55	88	6	6	6	71	71	71
69	6	69	38	15	15	6	6	6	6	65	71	71	88	88	88
38	7	38	15	6	6	65	65	65	65	71	88	88	55	55	65
15	8	15	65	65	65	71	71	71	71	88	65	65	65	65	55
18	9	18	71	71	71	18	18	18	18	18	18	18	18	18	18
71	10	71	18	18	18	7	7	7	7	7	7	7	7	7	
7	11	7	7	7	7	38	38	38	38	38	38				



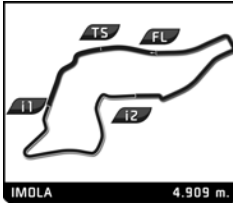
## Lotus Cup Italia

### Gruppo Peroni Race 07-08-09.05.2021

### Race 2

### Best Sector Times

Sector 1			Sector 2			Sector 3			Ideal Lap	Best Lap
Pos	No Driver	Time	No Driver	Time	No Driver	Time	Pos	No Driver		
1	65 P.SERRATORE	25.284	69 D.GRIMALDI	38.996	15 G.GIUBERGIA	54.549	1	15 G.GIUBERGIA	1:59.001	1:59.043 (1)
2	15 G.GIUBERGIA	25.338	15 G.GIUBERGIA	39.114	38 F.RADICE	54.933	2	69 D.GRIMALDI	1:59.575	1:59.609 (2)
3	55 S.ZERBI	25.346	38 F.RADICE	39.553	69 D.GRIMALDI	55.164	3	71 M.ABBATI	2:00.169	2:00.503 (4)
4	69 D.GRIMALDI	25.415	71 M.ABBATI	39.563	71 M.ABBATI	55.177	4	38 F.RADICE	2:00.207	2:00.381 (3)
5	71 M.ABBATI	25.429	88 J.ZELGER	39.718	3 A.GRISI	55.334	5	6 V.UTZIERI	2:00.686	2:00.688 (5)
6	6 V.UTZIERI	25.440	6 V.UTZIERI	39.807	55 S.ZERBI	55.381	6	55 S.ZERBI	2:00.704	2:00.949 (6)
7	38 F.RADICE	25.721	55 S.ZERBI	39.977	65 P.SERRATORE	55.383	7	65 P.SERRATORE	2:00.789	2:01.765 (7)
8	3 A.GRISI	25.724	3 A.GRISI	40.112	6 V.UTZIERI	55.439	8	3 A.GRISI	2:01.170	2:02.063 (8)
9	88 J.ZELGER	25.798	65 P.SERRATORE	40.122	88 J.ZELGER	56.095	9	88 J.ZELGER	2:01.611	2:02.738 (9)
10	7 F.BAGNARIOL	26.687	18 S.BAGNARIOL	42.222	7 F.BAGNARIOL	57.359	10	7 F.BAGNARIOL	2:06.733	2:06.733 (10)
11	18 S.BAGNARIOL	27.105	7 F.BAGNARIOL	42.687	18 S.BAGNARIOL	58.922	11	18 S.BAGNARIOL	2:08.249	2:08.249 (11)



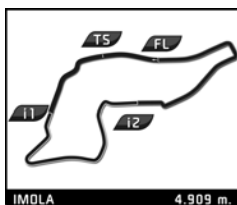
## Lotus Cup Italia

### Gruppo Peroni Race 07-08-09.05.2021

### Race 2

### Best Top Speed

No Driver	Team	Class	Top 1		Top 2		Top 3		Top 4		Top 5		Avg	
			Kph	Lap	Kph	Lap	Kph	Lap	Kph	Lap	Kph	Lap		
38	Fabio RADICE		234.2	2	231.1	4	230.1	3	227.6	6	226.6	9	229,9	
15	Giacomo GIUBERGIA	PELLIN RACING	233.6	4	231.6	3	229.6	2	228.6	5	227.1	8	230,1	
65	Pasquale SERRATORE	SP RACING	233.6	8	232.1	9	231.1	6	230.6	4	230.1	5	231,5	
55	Stefano ZERBI	CIPRIANI MOTORSPORT	231.1	5	228.6	8	227.6	9	227.1	4	225.7	6	228,0	
71	Massimo ABBATI	AGV RACING	230.1	8	230.1	4	229.6	7	229.6	3	228.1	9	229,5	
3	Alberto GRISI	AGV RACING	GOLD CUP	227.1	6	225.2	2	224.7	8	224.2	12	223.8	11	225,0
88	Johannes ZELGER	GOLD CUP	225.2	4	224.7	8	224.2	9	222.8	10	222.4	11	223,9	
69	Daniel GRIMALDI		222.8	12	222.4	11	221.4	4	221.0	10	221.0	9	221,7	
6	Vito UTZIERI	ADV MOTORSPORT	222.4	2	221.9	10	221.0	8	220.5	12	220.5	4	221,3	
7	Francesca BAGNARIOL	GOLD CUP	221.9	7	221.0	10	220.0	6	220.0	4	220.0	2	220,6	
18	Stefano BAGNARIOL	GOLD CUP	220.5	2	218.7	4	217.3	11	217.3	6	217.3	3	218,2	



# Lotus Cup Italia

## Gruppo Peroni Race 07-08-09.05.2021

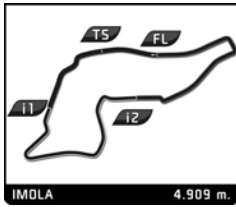
### Race 2

### Analysis by lap

Lapped

No	Lap Time	Gap	No	Lap Time	Gap	No	Lap Time	Gap	No	Lap Time	Gap	No	Lap Time	Gap		
<b>Lap 1</b>																
88	2:06.340	0.000	15	2:00.541	0.873	65	2:25.129	37.420	18	2:10.351	1:16.341					
3	2:06.686	0.346	55	2:03.099	3.210	38	5:21.076	3 Laps	7	2:10.624	1:46.247					
55	2:07.710	1.370	6	2:02.391	3.717											
6	2:08.093	1.753	65	2:01.784	4.966	<b>Lap 10</b>										
69	2:08.399	2.059	71	2:02.457	6.924	15	1:59.380									
38	2:08.765	2.425	18	2:09.996	35.806	69	1:59.609	1.847								
15	2:09.270	2.930	7	2:07.846	42.907	3	2:02.566	13.127								
65	2:10.681	4.341	<b>Lap 6</b>		55	2:03.661	14.238									
71	2:11.187	4.847	15	1:59.887	6	2:00.688	14.936									
18	2:13.716	7.376	38	6:02.224	2 Laps	71	2:00.503	15.421								
7	2:18.104	11.764	69	2:01.041	0.281	88	2:03.383	20.698								
<b>Lap 2</b>																
3	2:02.063		3	2:02.842	2.858	65	2:02.718	40.758								
88	2:04.756	2.347	88	2:03.986	6.058	18	2:08.914	1:25.875								
69	2:03.796	3.446	55	2:03.712	6.162	7	2:11.246	1:58.113								
55	2:04.536	3.497	6	2:03.473	6.430	<b>Lap 11</b>										
38	2:04.113	4.129	65	2:02.615	6.821	15	1:59.658									
15	2:03.965	4.486	71	2:01.665	7.829	69	1:59.754	1.943								
6	2:05.971	5.315	18	2:10.366	45.412	3	2:02.716	16.185								
65	2:04.294	6.226	7	2:06.733	48.880	6	2:04.179	19.457								
71	2:04.008	6.446	<b>Lap 7</b>		71	2:04.219	19.982									
18	2:08.249	13.216	69	2:01.089	88	2:04.890	25.930									
7	2:11.486	20.841	15	2:01.435	0.065	55	2:11.406	25.986								
<b>Lap 3</b>																
3	2:03.021		3	2:02.524	4.012	38	2:53.212	4 Laps								
69	2:01.880	2.305	55	2:01.760	6.552	65	2:03.082	44.182								
88	2:03.483	2.809	88	2:03.159	7.847	18	2:11.414	1:37.631								
55	2:03.712	4.188	6	2:03.692	8.752	<b>Lap 12</b>										
38	2:03.528	4.636	65	2:03.889	9.340	15	1:59.892									
15	2:03.396	4.861	71	2:03.603	10.062	69	2:01.093	3.144								
6	2:03.327	5.621	38	2:24.496	2 Laps	7	2:15.102	1 Lap								
65	2:03.704	6.909	18	2:09.755	53.797	3	2:02.923	19.216								
71	2:03.914	7.339	7	2:36.558	1:24.068	6	2:01.729	21.294								
18	2:09.307	19.502	<b>Lap 8</b>		71	2:02.155	22.245									
7	2:09.588	27.408	15	1:59.706	88	2:05.475	31.513									
<b>Lap 4</b>																
3	2:02.963		69	2:00.611	0.840	55	2:14.620	40.714								
69	2:00.908	0.250	3	2:02.227	6.468	38	2:02.218	4 Laps								
88	2:02.769	2.615	55	2:00.949	7.730	65	2:02.443	46.733								
55	2:01.894	3.119	6	2:01.900	10.881	18	2:11.935	1:49.674								
15	2:01.442	3.340	65	2:01.765	11.334	<b>Lap 13</b>										
6	2:01.676	4.334	71	2:01.466	11.757	15	1:59.966									
65	2:02.244	6.190	88	2:04.924	13.000	69	2:01.146	4.324								
71	2:03.099	7.475	18	2:11.007	1:05.033	3	2:03.045	22.295								
18	2:12.279	28.818	7	2:10.369	1:34.666	6	2:01.363	22.691								
7	2:13.624	38.069	<b>Lap 9</b>		71	2:00.854	23.133									
<b>Lap 5</b>																
69	2:02.758		15	1:59.043	69	2:04.014	35.561									
3	2:03.784	0.776	69	1:59.821	1.618	38	2:00.381	4 Laps								
			3	2:02.516	9.941	65	2:20.671	1:07.438								
			55	2:01.270	9.957	55	2:41.566	1:22.314								
			6	2:01.790	13.628	18	2:17.437	2:07.145								
			71	2:01.584	14.298											
			88	2:02.738	16.695											





# Lotus Cup Italia

## Gruppo Peroni Race 07-08-09.05.2021

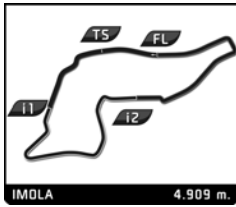
### Race 2

### Sector Analysis

— Invalidated Lap    ■ Personal Best    ■ Session Best    B Crossing the pit lane

Lap	Time	Sector 1	Sector 2	Sector 3	T.Spd	Elapsed	Lap	Time	Sector 1	Sector 2	Sector 3	T.Spd	Elapsed	
<b>3</b>	<b>Alberto GRISI</b> ITA							8	1:59.706	<b>25.338</b>	39.390	54.978	227.1	16:19.642
	AGV RACING Lotus Exige Cup							9	<b>1:59.043</b>	25.380	<b>39.114</b>	<b>54.549</b>	223.3	18:18.685
	1	2:06.686	28.488	41.392	56.806	157.7	10	1:59.380	25.513	39.133	54.734	224.7	20:18.065	
	2	<b>2:02.063</b>	<b>25.724</b>	<b>40.112</b>	56.227	225.2	11	1:59.658	25.558	39.382	54.718	225.2	22:17.723	
	3	2:03.021	26.097	40.436	56.488	221.4	12	1:59.892	25.419	39.432	55.041	225.2	24:17.615	
	4	2:02.963	26.070	40.272	56.621	221.9	13	1:59.966	25.457	39.349	55.160	224.2	26:17.581	
	5	2:03.784	26.179	40.408	57.197	221.9								
	6	2:02.842	26.016	41.011	55.815	227.1								
	7	2:02.524	26.021	40.312	56.191	223.8								
	8	2:02.227	25.857	40.324	56.046	224.7								
	9	2:02.516	25.950	40.272	56.294	223.8								
	10	2:02.566	26.814	40.418	<b>55.334</b>	221.0								
	11	2:02.716	25.818	40.515	56.383	223.8								
	12	2:02.923	26.044	40.526	56.353	224.2								
	13	2:03.045	26.222	40.725	56.098	221.9								
<b>6</b>	<b>Vito UTZIERI</b> MON													
	ADV MOTORSPORT Lotus Exige Cup													
	1	2:08.093	28.858	41.361	57.874	157.3								
	2	2:05.971	25.922	41.330	58.719	222.4								
	3	2:03.327	25.994	40.929	56.404	214.3								
	4	2:01.676	25.775	40.316	55.585	220.5								
	5	2:02.391	25.639	40.825	55.927	217.8								
	6	2:03.473	25.945	41.385	56.143	215.6								
	7	2:03.692	27.168	40.144	56.380	216.9								
	8	2:01.900	25.579	40.863	55.458	221.0								
	9	2:01.790	26.341	40.010	<b>55.439</b>	217.3								
	10	<b>2:00.688</b>	<b>25.440</b>	<b>39.807</b>	55.441	221.9								
	11	2:04.179	27.094	41.078	56.007	219.1								
	12	2:01.729	25.615	40.455	55.659	220.5								
	13	2:01.363	25.654	39.826	55.883	220.0								
<b>7</b>	<b>Francesca BAGNARIOL</b> ITA													
	Lotus Exige Cup													
	1	2:18.104	33.059	45.473	59.572	156.1								
	2	2:11.486	27.362	44.434	59.690	220.0								
	3	2:09.588	27.266	43.576	58.746	217.3								
	4	2:13.624	26.844	44.633	1:02.147	220.0								
	5	2:07.846	27.090	43.027	57.729	218.7								
	6	<b>2:06.733</b>	<b>26.687</b>	<b>42.687</b>	<b>57.359</b>	220.0								
	7	2:36.558	49.707	46.648	1:00.203	221.9								
	8	2:10.369	27.503	43.646	59.220	218.7								
	9	2:10.624	27.467	43.961	59.196	219.6								
	10	2:11.246	27.218	43.873	1:00.155	221.0								
	11	2:15.102	30.725	43.907	1:00.470	172.7								
	12	2:15.574	28.087	46.690	1:00.797	219.6								
<b>15</b>	<b>Giacomo GIUBERGIA</b> ITA													
	PELLIN RACING Lotus Exige Cup													
	1	2:09.270	30.459	41.257	57.554	164.1								
	2	2:03.965	25.760	41.342	56.863	229.6								
	3	2:03.396	26.287	40.831	56.278	231.6								
	4	2:01.442	25.640	39.836	55.966	233.6								
	5	2:00.541	25.640	39.363	55.538	228.6								
	6	1:59.887	25.916	39.180	54.791	223.8								
	7	2:01.435	25.375	39.249	56.811	223.3								
<b>18</b>	<b>Stefano BAGNARIOL</b> ITA													
	Lotus Exige Cup													
	1	2:13.716	31.624	43.070	59.022	154.3								
	2	<b>2:08.249</b>	<b>27.105</b>	<b>42.222</b>	<b>58.922</b>	220.5								
	3	2:09.307	27.478	42.242	59.587	217.3								
	4	2:12.279	27.516	45.233	59.530	218.7								
	5	2:09.996	27.568	43.083	59.345	216.9								
	6	2:10.366	27.580	42.718	1:00.068	217.3								
	7	2:09.755	27.451	42.900	59.404	216.4								
	8	2:11.007	27.845	43.630	59.532	216.4								
	9	2:10.351	27.752	43.260	59.339	216.0								
	10	2:08.914	27.340	42.564	59.010	215.6								
	11	2:11.414	27.410	44.102	59.902	217.3								
	12	2:11.935	27.596	44.330	1:00.009	216.0								
	13	2:17.437	28.870	45.966	1:02.601	210.8								
<b>38</b>	<b>Fabio RADICE</b> ITA													
	Lotus Exige Cup													
	1	2:08.765	30.007	40.992	57.766	163.8								
	2	2:04.113	25.876	41.289	56.948	234.2								
	3	2:03.528	26.506	40.664	56.358	230.1								
	4	6:02.224 B	<b>25.721</b>	1:04.975	4:31.528	231.1								
	5	2:24.496	47.844	41.153	55.499	143.8								
	6	5:21.076 B	25.897	39.987	4:15.192	227.6								
	7	2:53.212	53.170	55.623	1:04.419	102.4								
	8	2:02.218	26.039	40.288	55.891	225.2								
	9	<b>2:00.381</b>	25.895	<b>39.553</b>	<b>54.933</b>	226.6								
<b>55</b>	<b>Stefano ZERBI</b> ITA													
	CIPRIANI MOTORSPORT Lotus Exige Cup													
	1	2:07.710	28.259	41.264	58.187	153.2								
	2	2:04.536	25.957	41.327	57.252	224.2								
	3	2:03.712	26.842	40.551	56.319	219.6								
	4	2:01.894	25.757	40.061	56.076	227.1								
	5	2:03.099	26.233	41.077	55.789	231.1								
	6	2:03.712	26.256	41.242	56.214	225.7								
	7	2:01.760	26.392	<b>39.977</b>	55.391	223.3								
	8	<b>2:00.949</b>	25.367	40.201	<b>55.381</b>	228.6								
	9	2:01.270	<b>25.346</b>	40.004	55.920	227.6								
	10	2:03.661	26.497	41.271	55.893	221.4								
	11	2:11.406	27.554	44.041	59.811	224.2								
	12	2:14.620	28.818	45.112	1:00.690	186.7								
	13	2:41.566	29.389	46.282	1:25.895	187.7								
<b>65</b>	<b>Pasquale SERRATORE</b> ITA													
	SP RACING Lotus Exige Cup													
	1	2:10.681	29.385	42.686	58.610	154.5								
	2	2:04.294	25.888	41.090	57.316	229.6								
	3	2:03.704	25.872	41.084	56.748	230.1								
	4	2:02.244	25.446	40.462	56.336	230.6								





# Lotus Cup Italia

## Gruppo Peroni Race 07-08-09.05.2021

### Race 2

### Sector Analysis

— Invalidated Lap    ■ Personal Best    ■ Session Best    B Crossing the pit lane

Lap	Time	Sector 1	Sector 2	Sector 3	T.Spd	Elapsed	Lap	Time	Sector 1	Sector 2	Sector 3	T.Spd	Elapsed
5	2:01.784	25.763	40.122	55.899	230.1	10:22.707							
6	2:02.615	25.539	40.991	56.085	231.1	12:25.322							
7	2:03.889	26.901	41.331	55.657	217.8	14:29.211							
8	2:01.765	25.284	41.098	55.383	233.6	16:30.976							
9	2:25.129	45.175	43.249	56.705	232.1	18:56.105							
10	2:02.718	25.672	40.899	56.147	226.6	20:58.823							
11	2:03.082	25.673	40.635	56.774	227.1	23:01.905							
12	2:02.443	25.733	40.422	56.288	228.6	25:04.348							
13	2:20.671	25.554	55.839	59.278	229.1	27:25.019							

69 Daniel GRIMALDI		ITA					
		Lotus Exige Cup					
1	2:08.399	30.302	40.916	57.181	155.0	2:08.399	
2	2:03.796	26.547	40.731	56.518	214.3	4:12.195	
3	2:01.880	25.674	39.724	56.482	219.6	6:14.075	
4	2:00.908	25.512	39.347	56.049	221.4	8:14.983	
5	2:02.758	26.147	40.369	56.242	215.6	10:17.741	
6	2:01.041	25.826	39.380	55.835	219.1	12:18.782	
7	2:01.089	25.516	39.086	56.487	220.0	14:19.871	
8	2:00.611	25.814	39.396	55.401	218.7	16:20.482	
9	1:59.821	25.648	38.996	55.177	221.0	18:20.303	
10	1:59.609	25.415	39.030	55.164	221.0	20:19.912	
11	1:59.754	25.467	39.066	55.221	222.4	22:19.666	
12	2:01.093	26.067	39.296	55.730	222.8	24:20.759	
13	2:01.146	25.702	39.627	55.817	218.7	26:21.905	

71 Massimo ABBATI		ITA					
		AGV RACING Lotus Exige Cup					
1	2:11.187	31.818	42.111	57.258	161.1	2:11.187	
2	2:04.008	25.983	41.021	57.004	227.1	4:15.195	
3	2:03.914	26.116	41.261	56.537	229.6	6:19.109	
4	2:03.099	25.614	41.176	56.309	230.1	8:22.208	
5	2:02.457	25.769	40.485	56.203	227.1	10:24.665	
6	2:01.665	26.102	39.725	55.838	225.7	12:26.330	
7	2:03.603	26.207	41.393	56.003	229.6	14:29.933	
8	2:01.466	25.429	40.706	55.331	230.1	16:31.399	
9	2:01.584	26.468	39.939	55.177	228.1	18:32.983	
10	2:00.503	25.592	39.563	55.348	227.1	20:33.486	
11	2:04.219	26.360	40.996	56.863	225.2	22:37.705	
12	2:02.155	26.720	40.022	55.413	227.1	24:39.860	
13	2:00.854	25.494	39.772	55.588	226.6	26:40.714	

88 Johannes ZELGER		ITA					
		Lotus Exige Cup					
1	2:06.340	27.975	40.523	57.842	148.2	2:06.340	
2	2:04.756	26.904	40.750	57.102	218.7	4:11.096	
3	2:03.483	26.086	40.163	57.234	220.5	6:14.579	
4	2:02.769	25.798	40.136	56.835	225.2	8:17.348	
5	2:03.225	26.286	40.533	56.406	221.9	10:20.573	
6	2:03.986	26.532	40.653	56.801	221.4	12:24.559	
7	2:03.159	27.346	39.718	56.095	221.0	14:27.718	
8	2:04.924	26.482	42.278	56.164	224.7	16:32.642	
9	2:02.738	26.255	40.361	56.122	224.2	18:35.380	
10	2:03.383	25.946	40.159	57.278	222.8	20:38.763	
11	2:04.890	26.419	40.827	57.644	222.4	22:43.653	
12	2:05.475	27.812	40.273	57.390	221.4	24:49.128	
13	2:04.014	26.317	40.715	56.982	221.9	26:53.142	