

Lotus Cup Italia
 Gruppo Peroni Race 07-08-09.05.2021
 Race 1 (25')

Provisional Starting Grid

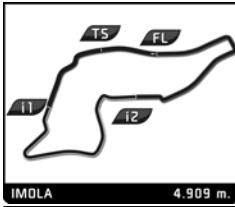
2:05.979	Massimo ABBATI	AGV RACING	71	- 6 -	7	Francesca BAGNARIOL	2:08.561
2:00.856	Johannes ZELGER		88	- 5 -	18	Stefano BAGNARIOL	2:04.720
2:00.623	Pasquale SERRATORE	SP RACING	65	- 4 -	55	CIPRIANI MOTORSPORT	2:00.682
1:59.923	Alberto GRISI	AGV RACING	3	- 3 -	6	ADV MOTORSPORT	1:59.476
1:58.239	Fabio RADICE		38	- 2 -	69	Daniel GRIMALDI	1:58.864
				- 1 -	15	PELLIN RACING	1:58.127

↓
Pole

Published at:

Race Director:	Timekeeper: Rapi Andrea
-----------------------	-----------------------------------





Lotus Cup Italia

Gruppo Peroni Race 07-08-09.05.2021

Race 1 (25')

Final Classification

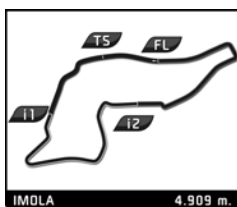
No	Driver	Nat	Team	Car	Cl.	Laps	Total Time	Gap	Kph	Best Lap		
										Lap	Time	Kph
1	69 Daniel GRIMALDI	ITA		Lotus Exige Cup		13	26:22.259	-	144.7	6	1:59.043	148.5
2	3 Alberto GRISI	ITA	AGV RACING	Lotus Exige Cup	GOLD Cl	13	26:29.193	+6.934	144.0	5	2:01.377	145.6
3	6 Vito UTZIERI	MON	ADV MOTORSPORT	Lotus Exige Cup		13	26:31.760	+9.501	143.8	9	2:01.330	145.7
4	71 Massimo ABBATI	ITA	AGV RACING	Lotus Exige Cup		13	26:34.336	+12.077	143.6	13	2:00.668	146.5
5	55 Stefano ZERBI	ITA	CIPRIANI MOTORSPORT	Lotus Exige Cup		13	26:34.595	+12.336	143.5	13	2:00.112	147.1
6	65 Pasquale SERRATORE	ITA	SP RACING	Lotus Exige Cup		13	26:52.854	+30.595	141.9	5	2:01.886	145.0
7	88 Johannes ZELGER	ITA		Lotus Exige Cup	GOLD Cl	13	27:04.763	+42.504	140.9	10	2:03.099	143.6
8	15 Giacomo GIUBERGIA	ITA	PELLIN RACING	Lotus Exige Cup		13	27:53.883	+1:31.624	136.7	5	1:59.197	148.3
9	18 Stefano BAGNARIOL	ITA		Lotus Exige Cup	GOLD Cl	12	26:23.546	1 Lap	133.4	10	2:08.579	137.4
10	7 Francesca BAGNARIOL	ITA		Lotus Exige Cup	GOLD Cl	12	26:24.512	1 Lap	133.3	7	2:08.187	137.9
Not classified												
38	Fabio RADICE	ITA		Lotus Exige Cup		5	10:04.146			5	1:59.786	147.5

Pole Position:	Giacomo GIUBERGIA	1:58.127	149.7 Kph
Fastest Lap:	Lap6 Daniel GRIMALDI	1:59.043	148.5 Kph

Published at:

Track Status: **DRY**

Race Director:	Timekeeper: Rapi Andrea
-----------------------	-----------------------------------



Lotus Cup Italia

Gruppo Peroni Race 07-08-09.05.2021

Race 1

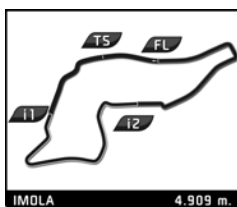
Final Classification by Class

No	Driver	Nat	Team	Car	Laps	Total Time	Gap	Kph	Best Lap			
									Lap	Time	Kph	
GOLD CUP												
1	3 Alberto GRISI	ITA	AGV RACING	Lotus Exige Cup	13	26:29.193		144.0	5	2:01.377	145.6	
2	88 Johannes ZELGER	ITA		Lotus Exige Cup	13	27:04.763	+35.570	140.9	10	2:03.099	143.6	
3	18 Stefano BAGNARIOL	ITA		Lotus Exige Cup	12	26:23.546	1 Lap	133.4	10	2:08.579	137.4	
4	7 Francesca BAGNARIOL	ITA		Lotus Exige Cup	12	26:24.512	1 Lap	133.3	7	2:08.187	137.9	

Published at:

Track Status: **DRY**

Race Director:	Timekeeper: Rapi Andrea
-----------------------	-----------------------------------



Lotus Cup Italia

Gruppo Peroni Race 07-08-09.05.2021

Race 1

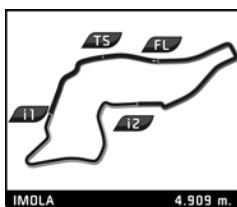
Final Classification by Division

No	Driver	Nat	Team	Car	Laps	Total Time	Gap	Kph	Best Lap			
									Lap	Time	Kph	
MASTER												
1	3 Alberto GRISI	ITA	AGV RACING	Lotus Exige Cup	13	26:29.193		144.0	5	2:01.377	145.6	
2	6 Vito UTZIERI	MON	ADV MOTORSPORT	Lotus Exige Cup	13	26:31.760	+2.567	143.8	9	2:01.330	145.7	
Not classified												
38	Fabio RADICE	ITA		Lotus Exige Cup	5	10:04.146	8 Laps		5	1:59.786	147.5	

Published at:

Track Status: **DRY**

Race Director:	Timekeeper: Rapi Andrea
-----------------------	-----------------------------------



Lotus Cup Italia

Gruppo Peroni Race 07-08-09.05.2021

Race 1

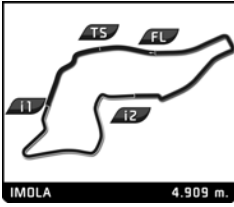
Final Classification by Group

No	Driver	Nat	Team	Car	Laps	Total Time	Gap	Kph	Best Lap			
									Lap	Time	Kph	
TROFEO HANKOOK												
1	3 Alberto GRISI	ITA	AGV RACING	Lotus Exige Cup	13	26:29.193		144.0	5	2:01.377	145.6	
2	6 Vito UTZIERI	MON	ADV MOTORSPORT	Lotus Exige Cup	13	26:31.760	+2.567	143.8	9	2:01.330	145.7	
3	71 Massimo ABBATI	ITA	AGV RACING	Lotus Exige Cup	13	26:34.336	+5.143	143.6	13	2:00.668	146.5	
4	55 Stefano ZERBI	ITA	CIPRIANI MOTORSPORT	Lotus Exige Cup	13	26:34.595	+5.402	143.5	13	2:00.112	147.1	
Not classified												
	38 Fabio RADICE	ITA		Lotus Exige Cup	5	10:04.146	8 Laps		5	1:59.786	147.5	

Published at:

Track Status: **DRY**

Race Director:	Timekeeper: Rapi Andrea
-----------------------	-----------------------------------



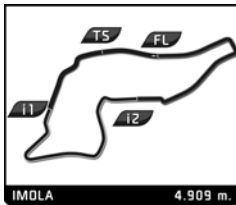
Lotus Cup Italia

Gruppo Peroni Race 07-08-09.05.2021

Race 1

Lap Chart

No	Pos	Grid	Lap												
			1	2	3	4	5	6	7	8	9	10	11	12	13
15	1	15	38	15	15	15	15	15	15	15	15	69	69	69	69
38	2	38	15	38	38	38	38	69	69	69	69	3	3	3	3
69	3	69	3	3	3	3	69	3	3	3	3	6	6	6	6
3	4	3	69	69	69	69	3	6	6	6	6	15	71	71	71
6	5	6	6	6	6	6	6	55	55	55	55	71	55	55	55
65	6	65	55	55	55	55	55	71	71	71	71	55	65	65	65
55	7	55	65	65	65	65	65	65	65	65	65	65	88	88	88
88	8	88	88	71	71	71	71	88	88	88	88	88	15	15	15
18	9	18	71	88	88	88	88	18	18	18	18	18	18	18	18
71	10	71	18	18	18	18	18	7	7	7	7	7	7	7	7
7	11	7	7	7	7	7	7	7	7	7	7	7	7	7	7



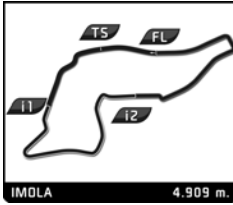
Lotus Cup Italia

Gruppo Peroni Race 07-08-09.05.2021

Race 1

Best Sector Times

Sector 1			Sector 2			Sector 3			Ideal Lap	Best Lap
Pos	No Driver	Time	No Driver	Time	No Driver	Time	Pos	No Driver		
1	38 F.RADICE	25.421	69 D.GRIMALDI	38.583	15 G.GIUBERGIA	54.578	1	69 D.GRIMALDI	1:58.925	1:59.043 (1)
2	15 G.GIUBERGIA	25.439	15 G.GIUBERGIA	39.078	69 D.GRIMALDI	54.766	2	15 G.GIUBERGIA	1:59.095	1:59.197 (2)
3	55 S.ZERBI	25.537	38 F.RADICE	39.387	38 F.RADICE	54.852	3	38 F.RADICE	1:59.660	1:59.786 (3)
4	71 M.ABBATI	25.559	55 S.ZERBI	39.487	55 S.ZERBI	55.088	4	55 S.ZERBI	2:00.112	2:00.112 (4)
5	65 P.SERRATORE	25.574	71 M.ABBATI	39.622	71 M.ABBATI	55.097	5	71 M.ABBATI	2:00.278	2:00.668 (5)
6	69 D.GRIMALDI	25.576	3 A.GRISI	39.771	6 V.UTZIERI	55.207	6	3 A.GRISI	2:00.874	2:01.377 (7)
7	6 V.UTZIERI	25.701	65 P.SERRATORE	39.963	3 A.GRISI	55.357	7	6 V.UTZIERI	2:00.920	2:01.330 (6)
8	3 A.GRISI	25.746	6 V.UTZIERI	40.012	65 P.SERRATORE	55.739	8	65 P.SERRATORE	2:01.276	2:01.886 (8)
9	88 J.ZELGER	26.060	88 J.ZELGER	40.205	88 J.ZELGER	56.617	9	88 J.ZELGER	2:02.882	2:03.099 (9)
10	7 F.BAGNARIOL	26.951	18 S.BAGNARIOL	42.208	7 F.BAGNARIOL	57.549	10	7 F.BAGNARIOL	2:07.350	2:08.187 (10)
11	18 S.BAGNARIOL	27.309	7 F.BAGNARIOL	42.850	18 S.BAGNARIOL	58.219	11	18 S.BAGNARIOL	2:07.736	2:08.579 (11)



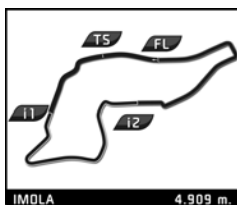
Lotus Cup Italia

Gruppo Peroni Race 07-08-09.05.2021

Race 1

Best Top Speed

No Driver	Team	Class	Top 1		Top 2		Top 3		Top 4		Top 5		Avg
			Kph	Lap	Kph	Lap	Kph	Lap	Kph	Lap	Kph	Lap	
65 Pasquale SERRATORE	SP RACING		231.6	6	229.6	4	228.6	3	227.6	13	227.6	5	229,0
71 Massimo ABBATI	AGV RACING		229.1	6	228.6	7	228.6	5	228.1	3	228.1	2	228,5
15 Giacomo GIUBERGIA	PELLIN RACING		228.1	2	222.8	7	222.8	6	222.4	9	222.4	4	223,7
3 Alberto GRISI	AGV RACING	GOLD CUP	226.6	6	225.2	2	224.7	5	224.7	3	224.2	13	225,1
38 Fabio RADICE			226.6	4	226.2	3	226.2	5	223.3	2	153.6	1	211,2
55 Stefano ZERBI	CIPRIANI MOTORSPORT		225.7	13	223.8	12	222.8	3	222.4	5	222.4	4	223,4
88 Johannes ZELGER		GOLD CUP	225.2	2	221.4	13	221.4	7	221.4	6	221.0	12	222,1
6 Vito UTZIERI	ADV MOTORSPORT		221.4	9	221.4	5	220.5	6	220.0	2	219.6	13	220,6
7 Francesca BAGNARIOL		GOLD CUP	221.4	8	221.4	6	221.4	5	221.4	4	221.0	3	221,3
18 Stefano BAGNARIOL		GOLD CUP	221.4	2	216.4	11	216.0	10	215.6	12	215.1	4	216,9
69 Daniel GRIMALDI			220.0	5	219.1	4	218.7	6	218.2	7	218.2	2	218,8



Lotus Cup Italia

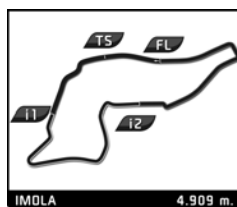
Gruppo Peroni Race 07-08-09.05.2021

Race 1

Analysis by lap

Lapped

No	Lap Time	Gap	No	Lap Time	Gap	No	Lap Time	Gap	No	Lap Time	Gap	No	Lap Time	Gap						
Lap 1																				
38	1:59.786	3.046	69	1:59.784	8.929	88	2:03.408	43.478	18	2:09.550	1:49.853	7	2:09.087	1:50.174						
15	2:02.163	0.000	3	2:01.377	10.241	6	2:02.596	17.538												
3	2:04.774	2.611	55	2:02.454	18.033				Lap 10											
69	2:07.435	5.272	65	2:01.886	18.591	69	2:03.074		3	2:02.524	10.628	6	2:01.987	16.832	15	2:24.638	19.826			
6	2:07.567	5.404	71	2:02.089	20.361	3	2:02.524	10.628	6	2:01.987	16.832	15	2:24.638	19.826	71	2:02.233	21.085			
55	2:08.401	6.238	88	2:03.925	31.694	6	2:01.987	16.832	15	2:24.638	19.826	71	2:02.233	21.085	55	2:03.665	22.292			
65	2:10.054	7.891	18	2:11.578	1:01.536	15	2:03.665	22.292	65	2:02.702	33.687	88	2:03.099	41.765	18	2:08.579	1:53.620			
88	2:11.187	9.024	7	2:10.823	1:02.822	65	2:02.702	33.687	88	2:03.099	41.765	7	2:08.571	1:53.933						
71	2:11.595	9.432	Lap 6																	
18	2:13.673	11.510	15	2:00.054		69	1:59.043	7.918	3	2:01.696	11.883	6	2:02.294	19.778	55	2:03.625	21.604	71	2:02.234	22.541
7	2:19.475	17.312	69	1:59.043	7.918	3	2:01.696	11.883	6	2:02.294	19.778	55	2:03.625	21.604	71	2:02.234	22.541	65	2:13.312	31.849
Lap 2																				
15	1:59.567		6	2:02.294	19.778	55	2:03.625	21.604	71	2:02.234	22.541	65	2:13.312	31.849	88	2:04.134	35.774			
38	2:01.347	1.490	55	2:03.625	21.604	71	2:02.234	22.541	65	2:13.312	31.849	88	2:04.134	35.774	18	2:18.973	1:20.455			
3	2:01.836	4.590	71	2:02.234	22.541	65	2:13.312	31.849	88	2:04.134	35.774	18	2:18.973	1:20.455	7	2:25.114	1:27.882			
69	2:02.446	7.861	65	2:13.312	31.849	88	2:04.134	35.774	18	2:18.973	1:20.455	7	2:25.114	1:27.882						
6	2:03.472	9.019	88	2:04.134	35.774	18	2:18.973	1:20.455	7	2:25.114	1:27.882									
55	2:03.330	9.711	18	2:18.973	1:20.455	7	2:25.114	1:27.882												
65	2:03.476	11.510	Lap 7																	
71	2:03.437	13.012	15	1:59.857		69	1:59.482	7.543	3	2:02.218	14.244	6	2:01.827	21.748	55	2:01.544	23.291	71	2:01.065	23.749
88	2:07.398	16.565	69	1:59.857		3	2:02.218	14.244	6	2:01.827	21.748	55	2:01.544	23.291	71	2:01.065	23.749	65	2:03.457	35.449
18	2:11.733	23.386	3	2:02.218	14.244	6	2:01.827	21.748	55	2:01.544	23.291	71	2:01.065	23.749	65	2:03.457	35.449	88	2:05.156	41.073
7	2:12.872	30.327	6	2:01.827	21.748	55	2:01.544	23.291	71	2:01.065	23.749	65	2:03.457	35.449	88	2:05.156	41.073	18	2:12.398	1:32.996
Lap 3																				
15	1:59.751		55	2:01.544	23.291	71	2:01.065	23.749	65	2:03.457	35.449	88	2:05.156	41.073	18	2:12.398	1:32.996	7	2:08.187	1:36.212
38	2:00.617	2.356	71	2:01.065	23.749	65	2:03.457	35.449	88	2:05.156	41.073	18	2:12.398	1:32.996	7	2:08.187	1:36.212			
3	2:01.815	6.654	65	2:03.457	35.449	88	2:05.156	41.073	18	2:12.398	1:32.996	7	2:08.187	1:36.212						
69	2:00.353	8.463	88	2:05.156	41.073	18	2:12.398	1:32.996	7	2:08.187	1:36.212									
6	2:03.086	12.354	18	2:12.398	1:32.996	7	2:08.187	1:36.212												
55	2:03.168	13.128	7	2:08.187	1:36.212															
65	2:02.120	13.879	Lap 8																	
71	2:02.171	15.432	15	1:59.748		69	1:59.648	7.443	3	2:01.512	16.008	6	2:01.490	23.490	55	2:03.152	26.695	71	2:03.086	27.087
88	2:06.171	22.985	69	1:59.748		3	2:01.512	16.008	6	2:01.490	23.490	55	2:03.152	26.695	71	2:03.086	27.087	65	2:02.644	38.345
18	2:10.976	34.611	3	2:01.512	16.008	6	2:01.490	23.490	55	2:03.152	26.695	71	2:03.086	27.087	65	2:02.644	38.345	88	2:03.908	45.233
7	2:10.836	41.412	6	2:01.490	23.490	55	2:03.152	26.695	71	2:03.086	27.087	65	2:02.644	38.345	88	2:03.908	45.233	18	2:12.218	1:45.466
Lap 4																				
15	2:00.132		71	2:03.086	27.087	65	2:02.644	38.345	88	2:03.908	45.233	18	2:12.218	1:45.466	7	2:09.786	1:46.250			
38	2:00.233	2.457	65	2:02.644	38.345	88	2:03.908	45.233	18	2:12.218	1:45.466	7	2:09.786	1:46.250						
3	2:01.539	8.061	88	2:03.908	45.233	18	2:12.218	1:45.466	7	2:09.786	1:46.250									
69	2:00.011	8.342	18	2:12.218	1:45.466	7	2:09.786	1:46.250												
6	2:01.917	14.139	7	2:09.786	1:46.250															
55	2:01.780	14.776	Lap 9																	
65	2:02.155	15.902	15	2:05.163		69	1:59.458	1.738	3	2:02.071	12.916	6	2:01.330	19.657	55	2:01.907	23.439	71	2:01.740	23.664
71	2:02.169	17.469	69	1:59.458	1.738	3	2:02.071	12.916	6	2:01.330	19.657	55	2:01.907	23.439	71	2:01.740	23.664	65	2:02.615	35.797
88	2:04.113	26.966	3	2:02.071	12.916	6	2:01.330	19.657	55	2:01.907	23.439	71	2:01.740	23.664	65	2:02.615	35.797			
18	2:14.676	49.155	6	2:01.330	19.657	55	2:01.907	23.439	71	2:01.740	23.664	65	2:02.615	35.797						
7	2:09.916	51.196	55	2:01.907	23.439	71	2:01.740	23.664	65	2:02.615	35.797									
Lap 5																				
15	1:59.197		71	2:01.740	23.664	65	2:02.615	35.797												



Lotus Cup Italia

Gruppo Peroni Race 07-08-09.05.2021

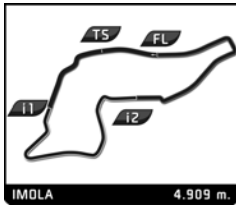
Race 1

Sector Analysis

— Invalidated Lap ■ Personal Best ■ Session Best B Crossing the pit lane

Lap	Time	Sector 1	Sector 2	Sector 3	T.Spd	Elapsed	Lap	Time	Sector 1	Sector 2	Sector 3	T.Spd	Elapsed	
3	Alberto GRISI ITA							8	1:59.748	25.582	39.189	54.977	221.9	16:00.759
	AGV RACING Lotus Exige Cup							9	2:05.163	25.480	39.381	1:00.302	222.4	18:05.922
1	2:04.774	28.801	40.616	55.357	153.6	2:04.774	10	2:24.638	30.741	45.458	1:08.439	162.1	20:30.560	
2	2:01.836	25.877	39.771	56.188	225.2	4:06.610	11	2:28.056	32.686	48.408	1:06.962	150.8	22:58.616	
3	2:01.815	25.909	39.941	55.965	224.7	6:08.425	12	2:26.425	32.323	47.443	1:06.659	151.4	25:25.041	
4	2:01.539	25.746	40.082	55.711	224.2	8:09.964	13	2:28.842	33.199	48.059	1:07.584	138.4	27:53.883	
5	2:01.377	26.083	39.853	55.441	224.7	10:11.341								
6	2:01.696	25.762	40.134	55.800	226.6	12:13.037								
7	2:02.218	25.908	40.473	55.837	223.8	14:15.255								
8	2:01.512	25.951	39.895	55.666	222.8	16:16.767								
9	2:02.071	25.988	40.125	55.958	222.8	18:18.838								
10	2:02.524	26.281	40.173	56.070	222.4	20:21.362								
11	2:02.319	26.298	40.209	55.812	223.3	22:23.681								
12	2:02.590	25.957	40.742	55.891	222.8	24:26.271								
13	2:02.922	26.200	40.210	56.512	224.2	26:29.193								
6	Vito UTZIERI MON													
	ADV MOTORSPORT Lotus Exige Cup													
1	2:07.567	29.252	40.791	57.524	155.9	2:07.567								
2	2:03.472	26.439	40.654	56.379	220.0	4:11.039								
3	2:03.086	26.179	40.680	56.227	218.7	6:14.125								
4	2:01.917	25.761	40.414	55.742	219.6	8:16.042								
5	2:02.596	26.232	40.557	55.807	221.4	10:18.638								
6	2:02.294	26.013	40.591	55.690	220.5	12:20.932								
7	2:01.827	25.936	40.445	55.446	219.1	14:22.759								
8	2:01.490	25.729	40.189	55.572	216.4	16:24.249								
9	2:01.330	25.778	40.328	55.224	221.4	18:25.579								
10	2:01.987	25.834	40.182	55.971	213.4	20:27.566								
11	2:01.425	25.754	40.464	55.207	217.8	22:28.991								
12	2:01.400	25.737	40.012	55.651	209.2	24:30.391								
13	2:01.369	25.701	40.137	55.531	219.6	26:31.760								
7	Francesca BAGNARIOL ITA													
	Lotus Exige Cup													
1	2:19.475	34.141	44.911	1:00.423	142.4	2:19.475								
2	2:12.872	28.002	44.883	59.987	221.0	4:32.347								
3	2:10.836	27.788	44.354	58.694	221.0	6:43.183								
4	2:09.916	27.457	43.503	58.956	221.4	8:53.099								
5	2:10.823	27.474	44.245	59.104	221.4	11:03.922								
6	2:25.114	28.161	55.500	1:01.453	221.4	13:29.036								
7	2:08.187	27.455	43.183	57.549	219.1	15:37.223								
8	2:09.786	26.951	42.958	59.877	221.4	17:47.009								
9	2:09.087	27.560	42.883	58.644	216.4	19:56.096								
10	2:08.571	27.396	43.006	58.169	206.3	22:04.667								
11	2:09.359	27.755	43.238	58.366	213.4	24:14.026								
12	2:10.486	27.786	42.850	59.850	217.8	26:24.512								
15	Giacomo GIUBERGIA ITA													
	PELLIN RACING Lotus Exige Cup													
1	2:02.453	28.137	39.546	54.770	148.4	2:02.453								
2	1:59.567	25.736	39.078	54.753	228.1	4:02.020								
3	1:59.751	25.449	39.300	55.002	222.4	6:01.771								
4	2:00.132	25.537	39.583	55.012	222.4	8:01.903								
5	1:59.197	25.439	39.180	54.578	221.4	10:01.100								
6	2:00.054	25.505	39.490	55.059	222.8	12:01.154								
7	1:59.857	25.531	39.476	54.850	222.8	14:01.011								
18	Stefano BAGNARIOL ITA													
	Lotus Exige Cup													
1	2:13.673	32.658	42.796	58.219	158.9	2:13.673								
2	2:11.733	28.120	43.083	1:00.530	221.4	4:25.406								
3	2:10.976	28.233	43.269	59.474	210.0	6:36.382								
4	2:14.676	30.729	44.259	59.688	215.1	8:51.058								
5	2:11.578	28.787	43.230	59.561	207.5	11:02.636								
6	2:18.973	28.693	49.747	1:00.533	212.1	13:21.609								
7	2:12.398	28.590	43.360	1:00.448	203.1	15:34.007								
8	2:12.218	28.376	43.982	59.860	209.2	17:46.225								
9	2:09.550	27.883	42.537	59.130	211.7	19:55.775								
10	2:08.579	27.309	42.309	58.961	216.0	22:04.354								
11	2:09.471	27.641	42.850	58.980	216.4	24:13.825								
12	2:09.721	27.606	42.208	59.907	215.6	26:23.546								
38	Fabio RADICE ITA													
	Lotus Exige Cup													
1	2:02.163	27.454	39.752	54.957	153.6	2:02.163								
2	2:01.347	26.597	39.804	54.946	223.3	4:03.510								
3	2:00.617	25.646	39.617	55.354	226.2	6:04.127								
4	2:00.233	25.603	39.482	55.148	226.6	8:04.360								
5	1:59.786	25.547	39.387	54.852	226.2	10:04.146								
55	Stefano ZERBI ITA													
	CIPRIANI MOTORSPORT Lotus Exige Cup													
1	2:08.401	30.150	41.367	56.884	147.8	2:08.401								
2	2:03.330	26.617	40.514	56.199	222.4	4:11.731								
3	2:03.168	26.098	40.713	56.357	222.8	6:14.899								
4	2:01.780	25.752	40.115	55.913	222.4	8:16.679								
5	2:02.454	25.877	41.026	55.551	222.4	10:19.133								
6	2:03.625	26.751	40.756	56.118	221.4	12:22.758								
7	2:01.544	25.945	40.067	55.532	221.4	14:24.302								
8	2:03.152	25.935	41.198	56.019	219.6	16:27.454								
9	2:01.907	26.293	39.920	55.694	219.1	18:29.361								
10	2:03.665	26.625	41.149	55.891	217.3	20:33.026								
11	2:00.425	25.706	39.607	55.112	221.0	22:33.451								
12	2:01.032	25.700	40.216	55.116	223.8	24:34.483								
13	2:00.112	25.537	39.487	55.088	225.7	26:34.595								
65	Pasquale SERRATORE ITA													
	SP RACING Lotus Exige Cup													
1	2:10.054	31.020	41.912	57.122	147.0	2:10.054								
2	2:03.476	26.092	41.129	56.255	227.6	4:13.530								
3	2:02.120	25.614	40.170	56.336	228.6	6:15.650								
4	2:02.155	25.750	40.132	56.273	229.6	8:17.805								
5	2:01.886	25.574	40.573	55.739	227.6	10:19.691								
6	2:13.312	25.717	40.676	1:06.919	231.6	12:33.003								
7	2:03.457	26.366	40.743	56.348	221.9	14:36.460								
8	2:02.644	26.033	40.156	56.455	225.7	16:39.104								
9	2:02.615	26.129	39.963	56.523	225.7	18:41.719								





Lotus Cup Italia

Gruppo Peroni Race 07-08-09.05.2021

Race 1

Sector Analysis

— Invalidated Lap ■ Personal Best ■ Session Best B Crossing the pit lane

Lap	Time	Sector 1	Sector 2	Sector 3	T.Spd	Elapsed	Lap	Time	Sector 1	Sector 2	Sector 3	T.Spd	Elapsed
10	2:02.702	25.765	40.436	56.501	226.6	20:44.421							
11	2:02.849	25.834	40.621	56.394	226.6	22:47.270							
12	2:02.582	25.930	40.218	56.434	226.6	24:49.852							
13	2:03.002	26.130	40.361	56.511	227.6	26:52.854							

69 Daniel GRIMALDI ITA
Lotus Exige Cup

1	2:07.435	29.475	40.793	57.167	149.3	2:07.435
2	2:02.446	27.002	40.106	55.338	218.2	4:09.881
3	2:00.353	25.739	38.892	55.722	216.9	6:10.234
4	2:00.011	25.591	38.903	55.517	219.1	8:10.245
5	1:59.784	25.883	38.954	54.947	220.0	10:10.029
6	1:59.043	25.587	38.690	54.766	218.7	12:09.072
7	1:59.482	25.576	38.699	55.207	218.2	14:08.554
8	1:59.648	25.891	38.630	55.127	216.9	16:08.202
9	1:59.458	25.783	38.583	55.092	217.3	18:07.660
10	2:03.074	25.737	40.811	56.526	217.8	20:10.734
11	2:02.789	26.473	40.061	56.255	216.0	22:13.523
12	2:05.311	26.824	40.538	57.949	214.7	24:18.834
13	2:03.425	27.192	39.162	57.071	204.7	26:22.259

71 Massimo ABBATI ITA
AGV RACING Lotus Exige Cup

1	2:11.595	32.212	42.051	57.332	161.6	2:11.595
2	2:03.437	26.135	40.777	56.525	228.1	4:15.032
3	2:02.171	25.918	40.195	56.058	228.1	6:17.203
4	2:02.169	25.943	40.365	55.861	227.6	8:19.372
5	2:02.089	25.843	40.466	55.780	228.6	10:21.461
6	2:02.234	25.899	40.551	55.784	229.1	12:23.695
7	2:01.065	25.732	39.867	55.466	228.6	14:24.760
8	2:03.086	25.671	41.616	55.799	223.3	16:27.846
9	2:01.740	26.128	40.179	55.433	219.6	18:29.586
10	2:02.233	26.328	40.808	55.097	226.6	20:31.819
11	2:00.716	25.764	39.740	55.212	225.7	22:32.535
12	2:01.133	25.683	39.622	55.828	227.1	24:33.668
13	2:00.668	25.559	39.629	55.480	225.7	26:34.336

88 Johannes ZELGER ITA
Lotus Exige Cup

1	2:11.187	31.333	42.194	57.660	162.1	2:11.187
2	2:07.398	26.241	41.627	59.530	225.2	4:18.585
3	2:06.171	28.301	40.837	57.033	196.7	6:24.756
4	2:04.113	26.402	40.907	56.804	221.0	8:28.869
5	2:03.925	26.249	40.613	57.063	220.5	10:32.794
6	2:04.134	26.133	41.014	56.987	221.4	12:36.928
7	2:05.156	26.381	41.321	57.454	221.4	14:42.084
8	2:03.908	26.272	40.433	57.203	221.0	16:45.992
9	2:03.408	26.306	40.205	56.897	220.0	18:49.400
10	2:03.099	26.137	40.345	56.617	220.0	20:52.499
11	2:04.226	26.060	40.273	57.893	221.0	22:56.725
12	2:04.209	26.445	40.930	56.834	221.0	25:00.934
13	2:03.829	26.220	40.413	57.196	221.4	27:04.763