

# Lotus Cup Italia

## Gruppo Peroni Race 07-08-09.05.2021

### Qualifying

### Final Classification

No	Driver	Nat	Team	Car	Cl.	Time	Lap Total	Gap	Kph
1	38 Fabio RADICE	ITA		Lotus Exige Cup		1:58.024	9 11	-	149.7
2	15 Giacomo GIUBERGIA	ITA	PELLIN RACING	Lotus Exige Cup		1:58.089	9 10	+0.065	149.7
3	3 Alberto GRISI	ITA	AGV RACING	Lotus Exige Cup	GOLD C1	1:59.086	14 14	+1.062	148.4
4	69 Daniel GRIMALDI	ITA		Lotus Exige Cup		1:59.096	12 13	+1.072	148.4
5	6 Vito UTZIERI	MON	ADV MOTORSPORT	Lotus Exige Cup		1:59.476	14 14	+1.452	147.9
6	65 Pasquale SERRATORE	ITA	SP RACING	Lotus Exige Cup		2:00.623	10 13	+2.599	146.5
7	55 Stefano ZERBI	ITA	CIPRIANI MOTORSPORT	Lotus Exige Cup		2:00.682	11 14	+2.658	146.4
8	88 Johannes ZELGER	ITA		Lotus Exige Cup	GOLD C1	2:00.856	13 15	+2.832	146.2
9	18 Stefano BAGNARIOL	ITA		Lotus Exige Cup	GOLD C1	2:04.720	14 14	+6.696	141.7
10	71 Massimo ABBATI	ITA	AGV RACING	Lotus Exige Cup		2:05.979	3 3	+7.955	140.3
11	7 Francesca BAGNARIOL	ITA		Lotus Exige Cup	GOLD C1	2:08.561	13 14	+10.537	137.5

**Fastest Lap:** Lap 9 | Fabio RADICE | 1:58.024 | 149.7 Kph

CAR #38 DELETED LAPTIME 2.04.604 DUE TO TRACK LIMITS AT T15

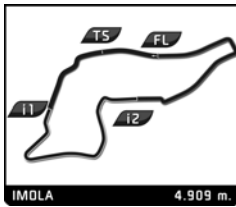
Track Status: **DRY**

Published at: .....

Race Director:

Timekeeper:

Rapi Andrea



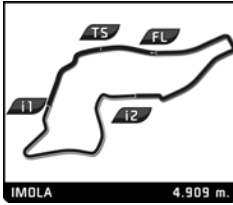
## Lotus Cup Italia

### Gruppo Peroni Race 07-08-09.05.2021

### Qualifying

### Best Sector Times

Sector 1			Sector 2			Sector 3			Ideal Lap	Best Lap
Pos	No Driver	Time	No Driver	Time	No Driver	Time	Pos	No Driver		
1	38 F.RADICE	25.014	38 F.RADICE	38.495	38 F.RADICE	53.765	1	38 F.RADICE	1:57.274	1:58.024 (1)
2	15 G.GIUBERGIA	25.100	69 D.GRIMALDI	38.662	15 G.GIUBERGIA	54.239	2	15 G.GIUBERGIA	1:58.089	1:58.089 (2)
3	3 A.GRISI	25.204	15 G.GIUBERGIA	38.750	6 V.UTZIERI	54.556	3	3 A.GRISI	1:58.909	1:59.086 (3)
4	6 V.UTZIERI	25.393	3 A.GRISI	38.767	69 D.GRIMALDI	54.885	4	69 D.GRIMALDI	1:58.968	1:59.096 (4)
5	69 D.GRIMALDI	25.421	88 J.ZELGER	39.258	3 A.GRISI	54.938	5	6 V.UTZIERI	1:59.291	1:59.476 (5)
6	65 P.SERRATORE	25.445	6 V.UTZIERI	39.342	65 P.SERRATORE	55.150	6	65 P.SERRATORE	2:00.238	2:00.623 (6)
7	55 S.ZERBI	25.508	65 P.SERRATORE	39.643	55 S.ZERBI	55.323	7	55 S.ZERBI	2:00.486	2:00.682 (7)
8	88 J.ZELGER	25.829	55 S.ZERBI	39.655	88 J.ZELGER	55.627	8	88 J.ZELGER	2:00.714	2:00.856 (8)
9	71 M.ABBATI	25.995	71 M.ABBATI	40.731	18 S.BAGNARIOL	57.243	9	71 M.ABBATI	2:04.066	2:05.979 (10)
10	18 S.BAGNARIOL	26.567	18 S.BAGNARIOL	40.910	71 M.ABBATI	57.340	10	18 S.BAGNARIOL	2:04.720	2:04.720 (9)
11	7 F.BAGNARIOL	26.893	7 F.BAGNARIOL	43.171	7 F.BAGNARIOL	58.305	11	7 F.BAGNARIOL	2:08.369	2:08.561 (11)



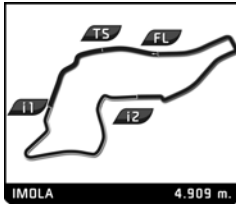
## Lotus Cup Italia

Gruppo Peroni Race 07-08-09.05.2021

Qualifying

Best Top Speed

No Driver	Team	Class	Top 1		Top 2		Top 3		Top 4		Top 5		Avg
			Kph	Lap	Kph	Lap	Kph	Lap	Kph	Lap	Kph	Lap	
65 Pasquale SERRATORE	SP RACING		229.1	3	228.6	5	227.6	7	227.6	4	227.1	12	228,0
71 Massimo ABBATI	AGV RACING		228.1	3	188.0	2	114.3	1					176,8
38 Fabio RADICE			225.2	8	224.7	9	224.2	10	223.8	7	223.8	4	224,3
15 Giacomo GIUBERGIA	PELLIN RACING		224.7	8	223.3	10	223.3	6	222.4	9	222.4	5	223,2
88 Johannes ZELGER		GOLD CUP	223.3	4	223.3	3	221.9	5	221.4	10	220.5	15	222,1
3 Alberto GRISI	AGV RACING	GOLD CUP	222.8	14	222.8	12	222.8	9	222.4	13	222.4	8	222,6
55 Stefano ZERBI	CIPRIANI MOTORSPORT		222.8	9	222.8	3	222.4	5	221.4	8	220.0	7	221,9
6 Vito UTZIERI	ADV MOTORSPORT		220.5	6	219.6	2	219.1	13	217.8	14	216.9	12	218,8
7 Francesca BAGNARIOL		GOLD CUP	220.0	9	220.0	10	219.6	11	219.6	5	219.1	13	219,7
18 Stefano BAGNARIOL		GOLD CUP	219.1	4	218.7	8	218.2	9	217.8	14	217.8	11	218,3
69 Daniel GRIMALDI			216.9	9	216.4	12	216.4	8	215.6	7	215.6	5	216,2

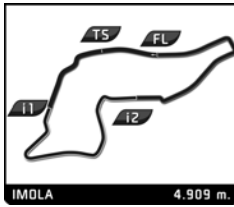


## Lotus Cup Italia

Gruppo Peroni Race 07-08-09.05.2021  
Qualifying

### Fastest Lap Sequence

Elapsed	No	Driver	Team	Car	Class	Time	Kph	Lap
4:41.308	69	Daniel GRIMALDI		Lotus Exige Cup		2:03.828	142.7	2
6:47.599	15	Giacomo GIUBERGIA	PELLIN RACING	Lotus Exige Cup		2:02.079	144.8	3
7:16.926	38	Fabio RADICE		Lotus Exige Cup		2:00.559	146.6	3
10:46.898	15	Giacomo GIUBERGIA	PELLIN RACING	Lotus Exige Cup		1:58.739	148.8	5
22:22.735	38	Fabio RADICE		Lotus Exige Cup		1:58.637	149.0	7
26:25.363	38	Fabio RADICE		Lotus Exige Cup		1:58.024	149.7	9



# Lotus Cup Italia

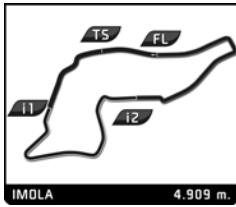
## Gruppo Peroni Race 07-08-09.05.2021

### Qualifying

### Sector Analysis

_ Invalidated Lap							■ Personal Best							■ Session Best							■ Crossing the pit lane																																																																																				
Lap	Time	Sector 1	Sector 2	Sector 3	T.Spd	Elapsed	Lap	Time	Sector 1	Sector 2	Sector 3	T.Spd	Elapsed	Lap	Time	Sector 1	Sector 2	Sector 3	T.Spd	Elapsed	Lap	Time	Sector 1	Sector 2	Sector 3	T.Spd	Elapsed																																																																														
<b>3</b>	<b>Alberto GRISI</b>						ITA	4	2:00.560	25.666	39.589	55.305	220.0	8:48.159	5	1:58.739	25.348	39.010	54.381	222.4	10:46.898	6	13:48.730 <b>B</b>	25.227	43.095	...	223.3	24:35.628	7	2:16.639	41.956	39.536	55.147	147.6	26:52.267	8	1:59.665	25.202	40.155	54.308	224.7	28:51.932	9	<b>1:58.089</b>	<b>25.100</b>	<b>38.750</b>	<b>54.239</b>	222.4	30:50.021	10	9:04.274 <b>B</b>	25.161	39.332	7:59.781	223.3	39:54.295																																																	
	AGV RACING						Lotus Exige Cup	1	2:38.146	46.258	49.743	1:02.145	137.1	2:38.146	2	2:08.703	28.254	42.889	57.560	202.8	4:46.849	3	2:03.649	26.228	40.764	56.657	221.9	6:50.498	4	2:02.226	25.934	40.239	56.053	221.9	8:52.724	5	9:27.014 <b>B</b>	25.705	40.436	8:20.873	219.6	18:19.738	6	2:18.277	41.021	41.300	55.956	149.5	20:38.015	7	2:01.548	25.692	39.874	55.982	222.4	22:39.563	8	2:01.273	25.787	39.998	55.488	222.4	24:40.836	9	2:01.005	25.717	39.752	55.536	222.8	26:41.841	10	2:00.706	25.606	39.578	55.522	220.5	28:42.547	11	2:00.033	25.449	39.488	55.096	221.9	30:42.580	12	1:59.462	25.492	38.944	55.026	222.8	32:42.042	13	1:59.305	<b>25.204</b>	39.021	55.080	222.4	34:41.347	14	<b>1:59.086</b>	25.381	<b>38.767</b>	<b>54.938</b>	222.8	36:40.433
<b>6</b>	<b>Vito UTZIERI</b>						MON	11	2:00.033	25.449	39.488	55.096	221.9	30:42.580	12	1:59.462	25.492	38.944	55.026	222.8	32:42.042	13	1:59.305	<b>25.204</b>	39.021	55.080	222.4	34:41.347	14	<b>1:59.086</b>	25.381	<b>38.767</b>	<b>54.938</b>	222.8	36:40.433																																																																						
	ADV MOTORSPORT						Lotus Exige Cup	1	2:39.378	41.490	50.573	1:07.315	112.6	2:39.378	2	2:08.667	28.276	42.701	57.690	219.6	4:48.045	3	2:02.802	26.491	40.462	55.849	213.0	6:50.847	4	2:02.586	25.885	40.650	56.051	214.7	8:53.433	5	2:02.383	25.870	40.384	56.129	215.1	10:55.816	6	6:52.265 <b>B</b>	29.194	1:02.017	5:21.054	220.5	17:48.081	7	2:28.813	47.648	43.232	57.933	136.2	20:16.894	8	2:02.734	25.944	40.542	56.248	215.1	22:19.628	9	2:00.686	25.763	39.817	55.106	214.3	24:20.314	10	3:42.280 <b>B</b>	27.952	46.393	2:27.935	209.6	28:02.594	11	2:18.801	41.743	41.027	56.031	140.6	30:21.395	12	2:00.974	25.964	39.989	55.021	216.9	32:22.369	13	2:00.252	<b>25.393</b>	39.841	55.018	219.1	34:22.621	14	<b>1:59.476</b>	25.578	<b>39.342</b>	<b>54.556</b>	217.8	36:22.097
<b>7</b>	<b>Francesca BAGNARIOL</b>						ITA	11	2:00.686	25.763	39.817	55.106	214.3	24:20.314	12	3:42.280 <b>B</b>	27.952	46.393	2:27.935	209.6	28:02.594	13	2:00.252	<b>25.393</b>	39.841	55.018	219.1	34:22.621	14	<b>1:59.476</b>	25.578	<b>39.342</b>	<b>54.556</b>	217.8	36:22.097																																																																						
	PELLIN RACING						Lotus Exige Cup	1	3:16.864	1:02.509	59.544	1:14.811	91.6	3:16.864	2	2:19.797	30.907	47.085	1:01.805	189.0	5:36.661	3	2:16.974	29.189	46.613	1:01.172	214.7	7:53.635	4	2:23.859	29.084	51.162	1:03.613	216.9	10:17.494	5	7:40.149 <b>B</b>	28.433	51.769	6:19.947	219.6	17:57.643	6	2:40.323	51.656	48.210	1:00.457	108.4	20:37.966	7	2:13.933	28.707	45.190	1:00.036	201.2	22:51.899	8	2:10.840	27.777	44.313	58.750	218.7	25:02.739	9	2:13.565	28.171	44.698	1:00.696	220.0	27:16.304	10	2:11.311	27.775	44.273	59.263	220.0	29:27.615	11	2:11.346	28.036	44.050	59.260	219.6	31:38.961	12	2:09.369	27.347	43.717	<b>58.305</b>	218.2	33:48.330	13	<b>2:08.561</b>	<b>26.893</b>	43.176	58.492	219.1	35:56.891	14	2:09.323	27.601	<b>43.171</b>	58.551	218.2	38:06.214
<b>15</b>	<b>Giacomo GIUBERGIA</b>						ITA	11	2:00.686	25.763	39.817	55.106	214.3	24:20.314	12	3:42.280 <b>B</b>	27.952	46.393	2:27.935	209.6	28:02.594	13	2:00.252	<b>25.393</b>	39.841	55.018	219.1	34:22.621	14	<b>1:59.476</b>	25.578	<b>39.342</b>	<b>54.556</b>	217.8	36:22.097																																																																						
	CIPRIANI MOTORSPORT						Lotus Exige Cup	1	2:40.874	43.934	51.409	1:05.531	111.6	2:40.874	2	2:08.767	28.874	42.827	57.066	207.1	4:49.641	3	2:03.497	26.396	40.922	56.179	222.8	6:53.138	4	2:01.529	26.017	39.959	55.553	219.6	8:54.667	5	9:34.726 <b>B</b>	25.562	40.183	8:28.981	222.4	18:29.393	6	2:25.281	44.437	42.617	58.227	129.5	20:54.674	7	2:12.691	28.147	44.165	1:00.379	220.0	23:07.365	8	2:01.694	26.062	39.841	55.791	221.4	25:09.059	9	2:03.964	25.920	40.527	57.517	222.8	27:13.023	10	2:00.701	25.723	<b>39.655</b>	<b>55.323</b>	218.2	29:13.724	11	<b>2:00.682</b>	<b>25.508</b>	39.828	55.346	219.6	31:14.406	12	2:09.859	27.387	42.217	1:00.255	215.1	33:24.265	13	2:00.854	25.682	39.789	55.383	218.7	35:25.119	14	2:02.681	25.807	39.744	57.130	218.2	37:27.800
<b>18</b>	<b>Stefano BAGNARIOL</b>						ITA	1	3:03.188	1:04.249	50.837	1:08.102	109.1	3:03.188	2	2:13.179	31.774	43.944	57.461	168.0	5:16.367	3	2:00.559	26.057	39.818	54.684	223.3	7:16.926	4	3:13.145 <b>B</b>	26.484	43.646	2:03.015	223.8	10:30.071	5	7:23.286 <b>B</b>	46.955	1:09.271	5:27.060	142.6	17:53.357	6	2:30.741	50.179	43.617	56.945	130.7	20:24.098	7	1:58.637	25.608	39.264	<b>53.765</b>	223.8	22:22.735	8	<b>2:04.604</b>	<b>25.014</b>	<b>38.495</b>	1:01.095	225.2	24:27.339	9	<b>1:58.024</b>	25.455	38.801	53.768	224.7	26:25.363	10	8:29.883 <b>B</b>	27.138	45.869	7:16.876	224.2	34:55.246	11	2:26.802	44.887	44.005	57.910	148.9	37:22.048																					
<b>38</b>	<b>Fabio RADICE</b>						ITA	1	3:03.188	1:04.249	50.837	1:08.102	109.1	3:03.188	2	2:13.179	31.774	43.944	57.461	168.0	5:16.367	3	2:00.559	26.057	39.818	54.684	223.3	7:16.926	4	3:13.145 <b>B</b>	26.484	43.646	2:03.015	223.8	10:30.071	5	7:23.286 <b>B</b>	46.955	1:09.271	5:27.060	142.6	17:53.357	6	2:30.741	50.179	43.617	56.945	130.7	20:24.098	7	1:58.637	25.608	39.264	<b>53.765</b>	223.8	22:22.735	8	<b>2:04.604</b>	<b>25.014</b>	<b>38.495</b>	1:01.095	225.2	24:27.339	9	<b>1:58.024</b>	25.455	38.801	53.768	224.7	26:25.363	10	8:29.883 <b>B</b>	27.138	45.869	7:16.876	224.2	34:55.246	11	2:26.802	44.887	44.005	57.910	148.9	37:22.048																					
<b>55</b>	<b>Stefano ZERBI</b>						ITA	1	2:40.874	43.934	51.409	1:05.531	111.6	2:40.874	2	2:08.767	28.874	42.827	57.066	207.1	4:49.641	3	2:03.497	26.396	40.922	56.179	222.8	6:53.138	4	2:01.529	26.017	39.959	55.553	219.6	8:54.667	5	9:34.726 <b>B</b>	25.562	40.183	8:28.981	222.4	18:29.393	6	2:25.281	44.437	42.617	58.227	129.5	20:54.674	7	2:12.691	28.147	44.165	1:00.379	220.0	23:07.365	8	2:01.694	26.062	39.841	55.791	221.4	25:09.059	9	2:03.964	25.920	40.527	57.517	222.8	27:13.023	10	2:00.701	25.723	<b>39.655</b>	<b>55.323</b>	218.2	29:13.724	11	<b>2:00.682</b>	<b>25.508</b>	39.828	55.346	219.6	31:14.406	12	2:09.859	27.387	42.217	1:00.255	215.1	33:24.265	13	2:00.854	25.682	39.789	55.383	218.7	35:25.119	14	2:02.681	25.807	39.744	57.130	218.2	37:27.800





# Lotus Cup Italia

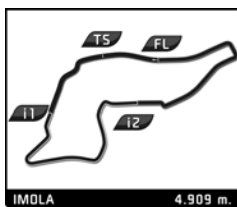
## Gruppo Peroni Race 07-08-09.05.2021

### Qualifying

### Sector Analysis

— Invalidated Lap    ■ Personal Best    ■ Session Best    B Crossing the pit lane

Lap	Time	Sector 1	Sector 2	Sector 3	T.Spd	Elapsed	Lap	Time	Sector 1	Sector 2	Sector 3	T.Spd	Elapsed
<b>65</b> Pasquale SERRATORE ITA							SP RACING Lotus Exige Cup						
1	2:43.791	51.008	50.011	1:02.772	121.5	2:43.791							
2	2:08.791	28.349	43.066	57.376	199.7	4:52.582							
3	2:03.405	26.923	40.575	55.907	229.1	6:55.987							
4	2:00.745	25.557	40.038	<b>55.150</b>	227.6	8:56.732							
5	8:49.337 B	26.860	40.150	7:42.327	228.6	17:46.069							
6	2:39.012	49.078	47.722	1:02.212	133.5	20:25.081							
7	2:01.801	26.372	39.940	55.489	227.6	22:26.882							
8	2:03.253	25.691	<b>39.643</b>	57.919	226.2	24:30.135							
9	2:01.371	25.639	39.690	56.042	226.6	26:31.506							
10	<b>2:00.623</b>	<b>25.445</b>	39.874	55.304	226.2	28:32.129							
11	2:13.044	26.474	46.406	1:00.164	223.8	30:45.173							
12	4:40.175 B	25.479	39.728	3:34.968	227.1	35:25.348							
13	2:19.657	41.334	41.472	56.851	149.3	37:45.005							
<b>69</b> Daniel GRIMALDI ITA							Lotus Exige Cup						
1	2:37.480	44.950	50.439	1:02.091	123.4	2:37.480							
2	2:03.828	26.616	40.896	56.316	213.4	4:41.308							
3	3:34.248 B	26.268	39.752	2:28.228	213.4	8:15.556							
4	2:19.948	42.470	40.786	56.692	142.1	10:35.504							
5	8:10.617 B	25.770	42.773	7:02.074	215.6	18:46.121							
6	2:19.729	42.816	40.323	56.590	140.4	21:05.850							
7	1:59.638	25.775	38.913	54.950	215.6	23:05.488							
8	2:00.783	25.555	38.754	56.474	216.4	25:06.271							
9	3:13.529 B	25.863	39.554	2:08.112	216.9	28:19.800							
10	2:19.600	43.468	40.678	55.454	133.6	30:39.400							
11	1:59.273	25.620	38.768	<b>54.885</b>	214.3	32:38.673							
12	<b>1:59.096</b>	<b>25.421</b>	<b>38.662</b>	55.013	216.4	34:37.769							
13	4:45.363 B	26.227	45.531	3:33.605	210.4	39:23.132							
<b>71</b> Massimo ABBATI ITA							AGV RACING Lotus Exige Cup						
1	2:41.626	46.111	51.565	1:03.950	114.3	2:41.626							
2	2:09.694	29.218	43.136	<b>57.340</b>	188.0	4:51.320							
3	<b>2:05.979</b>	27.454	<b>40.731</b>	57.794	228.1	6:57.299							
<b>88</b> Johannes ZELGER ITA							Lotus Exige Cup						
1	2:41.178	44.456	52.195	1:04.527	114.9	2:41.178							
2	2:09.468	29.299	42.616	57.553	202.8	4:50.646							
3	2:07.601	29.678	41.305	56.618	223.3	6:58.247							
4	2:04.425	26.021	41.735	56.669	223.3	9:02.672							
5	2:02.822	26.010	40.246	56.566	221.9	11:05.494							
6	6:18.692 B	30.845	51.428	4:56.419	193.5	17:24.186							
7	2:19.383	41.121	41.082	57.180	151.0	19:43.569							
8	2:03.003	26.176	39.993	56.834	220.0	21:46.572							
9	2:02.458	<b>25.829</b>	40.040	56.589	220.0	23:49.030							
10	2:01.167	26.004	39.475	55.688	221.4	25:50.197							
11	2:01.409	25.928	39.536	55.945	220.0	27:51.606							
12	2:06.356	25.985	40.023	1:00.348	220.0	29:57.962							
13	<b>2:00.856</b>	25.855	<b>39.258</b>	55.743	220.0	31:58.818							
14	2:12.886	27.510	44.247	1:01.129	220.5	34:11.704							
15	2:01.033	26.035	39.371	<b>55.627</b>	220.5	36:12.737							



IMOLA 4.909 m.

## Lotus Cup Italia

Gruppo Peroni Race 07-08-09.05.2021  
Hankook Super Pole

### Final Classification

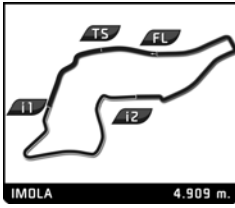
No	Driver	Nat	Team	Car	Cl.	Time	Lap Total	Gap	Kph
1	15 Giacomo GIUBERGIA	ITA	PELLIN RACING	Lotus Exige Cup		<b>1:58.127</b>	2 2	-	- 149.6
2	38 Fabio RADICE	ITA		Lotus Exige Cup		<b>1:58.239</b>	2 2	+0.112	+0.112 149.5
3	69 Daniel GRIMALDI	ITA		Lotus Exige Cup		<b>1:58.864</b>	2 2	+0.737	+0.625 148.7
4	3 Alberto GRISI	ITA	AGV RACING	Lotus Exige Cup	GOLD Cl	<b>1:59.923</b>	2 2	+1.796	+1.059 147.4

**Fastest Lap:** Lap 2 | Giacomo GIUBERGIA | **1:58.127** | 149.6 Kph

Track Status: **DRY**

Published at: .....

<b>Race Director:</b>	<b>Timekeeper:</b> Rapi Andrea
-----------------------	-----------------------------------

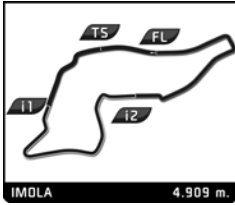


**Lotus Cup Italia**  
 Gruppo Peroni Race 07-08-09.05.2021  
 Hankook Super Pole

**Best Sector Times**

Pos	Sector 1		Sector 2		Sector 3		Pos	No Driver	Ideal Lap	Best Lap	
	No Driver	Time	No Driver	Time	No Driver	Time					
1	38 F.RADICE	25.147	69 D.GRIMALDI	38.562	15 G.GIUBERGIA	53.981	1	15 G.GIUBERGIA	1:58.127	1:58.127	(1)
2	15 G.GIUBERGIA	25.226	38 F.RADICE	38.875	38 F.RADICE	54.217	2	38 F.RADICE	1:58.239	1:58.239	(2)
3	3 A.GRISI	25.356	15 G.GIUBERGIA	38.920	69 D.GRIMALDI	54.833	3	69 D.GRIMALDI	1:58.864	1:58.864	(3)
4	69 D.GRIMALDI	25.469	3 A.GRISI	39.477	3 A.GRISI	55.090	4	3 A.GRISI	1:59.923	1:59.923	(4)





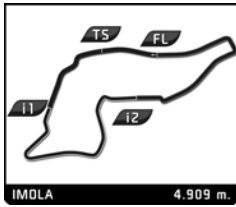
## Lotus Cup Italia

Gruppo Peroni Race 07-08-09.05.2021

Hankook Super Pole

Best Top Speed

No Driver	Team	Class	Top 1		Top 2		Top 3		Top 4		Top 5	
			Kph	Lap	Kph	Lap	Kph	Lap	Kph	Lap	Kph	Lap
38 Fabio RADICE			223.8	2	145.8	1						184,8
3 Alberto GRISI	AGV RACING	GOLD CUP	221.9	2	149.3	1						185,6
15 Giacomo GIUBERGIA	PELLIN RACING		221.4	2	149.9	1						185,7
69 Daniel GRIMALDI			215.1	2	145.2	1						180,2



# Lotus Cup Italia

## Gruppo Peroni Race 07-08-09.05.2021

### Hankook Super Pole

## Sector Analysis

— Invalidated Lap    ■ Personal Best    ■ Session Best    B Crossing the pit lane

Lap	Time	Sector 1	Sector 2	Sector 3	T.Spd	Elapsed	Lap	Time	Sector 1	Sector 2	Sector 3	T.Spd	Elapsed
<b>3</b> <b>Alberto GRISI</b> ITA							AGV RACING Lotus Exige Cup						
1	2:28.423	52.017	40.651	55.755	149.3	2:28.423							
2	<b>1:59.923</b>	<b>25.356</b>	<b>39.477</b>	<b>55.090</b>	221.9	4:28.346							
<b>15</b> <b>Giacomo GIUBERGIA</b> ITA							PELLIN RACING Lotus Exige Cup						
1	2:52.752	1:17.481	40.046	55.225	149.9	2:52.752							
2	<b>1:58.127</b>	<b>25.226</b>	<b>38.920</b>	<b>53.981</b>	221.4	4:50.879							
<b>38</b> <b>Fabio RADICE</b> ITA							Lotus Exige Cup						
1	3:18.645	1:42.929	40.190	55.526	145.8	3:18.645							
2	<b>1:58.239</b>	<b>25.147</b>	<b>38.875</b>	<b>54.217</b>	223.8	5:16.884							
<b>69</b> <b>Daniel GRIMALDI</b> ITA							Lotus Exige Cup						
1	2:05.486	30.156	39.550	55.780	145.2	2:05.486							
2	<b>1:58.864</b>	<b>25.469</b>	<b>38.562</b>	<b>54.833</b>	215.1	4:04.350							