



AUTODROMO DI FRANCIACORTA
"Daniel Bonara"



1



Franciacorta 2.519 m

Nascar Whelen Euro Series 18-19-20 Maggio 2018

Lotus Cup Italia - Results Qualifying 1st Session

No. Driver	Nat	Driver	Team	Car	Class	Time	Gap	Rel.	Laps
1	ITA	95 GUERRA Francesco	DIEGI Motorsport	Lotus Elise	P	1'14.825			8
2	ITA	33 DEFLORIAN Matteo	DIEGI Motorsport	Lotus Elise	R	1'15.100	0.275	0.275	9
3	ITA	32 CORDINI Michael	Befed	Lotus Elise	R	1'15.140	0.315	0.040	4
4	ITA	72 LIANA Nicolò	LG Motorsport	Lotus Elise	R	1'15.343	0.518	0.203	5
5	ITA	15 GIUBERGIA Giacomo	Pellin Racing	Lotus Elise		1'15.841	1.016	0.498	12
6	ITA	48 ZUCCHI Matteo	Cipriani Motorsport	Lotus Elise		1'15.867	1.042	0.026	12
7	ITA	13 TIRLONI Lorenzo		Lotus Elise	P	1'15.994	1.169	0.127	10
8	SUI	11 NESPOLI Franco	Cipriani Motorsport	Lotus Elise		1'16.150	1.325	0.156	11
9	ITA	80 RAYNERI Andrea	Pellin Racing	Lotus Elise	P	1'16.627	1.802	0.477	12
10	ITA	55 ZERBI Stefano	Johnny Rapina	Lotus Elise	P	1'16.875	2.050	0.248	13
11	MCO	6 UTZIERI Vito	ADV Motorsport	Lotus Elise	P	1'17.957	3.132	1.082	13
12	ITA	73 RADICE Fabio		Lotus Elise		1'18.078	3.253	0.121	11
13	ITA	12 SILVA Luca		Lotus Elise	P	1'20.492	5.667	2.414	13

Humidity:	55%	AIR	22°C
Condition:	Dry	Temp:	40°C

Race Director :

Clerk of the Course : Gianluca Marotta

19/05/2018	Start 15:32	End 15:54
------------	----------------	--------------

The results are provisional until the end of the time limit for protests and appeals and the completion of the technical checks.



AUTODROMO DI FRANCIACORTA
"Daniel Bonara"



3



Franciacorta 2.519 m

Nascar Whelen Euro Series 18-19-20 Maggio 2018

Lotus Cup Italia - Ideal Times Qualifying 1st Session

No. Driver	Car	Seg. 1	Seg. 2	Seg. 3	Ideal Time		
		Diff. 1	Diff. 2	Diff. 3	Best Lap	Pos.	Diff.
1 95 GUERRA F. (ITA)	Lotus Elise	30.079	30.098 0.161	14.487	1'14.664 1'14.825	1	0.161
2 33 DEFLORIAN M. (ITA)	Lotus Elise	29.979	30.282 0.302	14.504 0.033	1'14.765 1'15.100	2	0.335
3 32 CORDINI M. (ITA)	Lotus Elise	30.063	30.645	14.432	1'15.140 1'15.140	3	
4 72 LIANA N. (ITA)	Lotus Elise	30.487	30.447	14.409	1'15.343 1'15.343	4	
5 15 GIUBERGIA G. (ITA)	Lotus Elise	30.542 0.152	30.638	14.406 0.103	1'15.586 1'15.841	5	0.255
6 48 ZUCCHI M. (ITA)	Lotus Elise	30.240	30.771	14.628 0.228	1'15.639 1'15.867	6	0.228
7 11 NESPOLI F. (SUI)	Lotus Elise	30.784 0.116	30.593	14.438 0.219	1'15.815 1'16.150	8	0.335
8 13 TIRLONI L. (ITA)	Lotus Elise	30.519	30.738 0.115	14.622	1'15.879 1'15.994	7	0.115
9 80 RAYNERI A. (ITA)	Lotus Elise	30.646 0.092	30.698 0.357	14.709 0.125	1'16.053 1'16.627	9	0.574
10 55 ZERBI S. (ITA)	Lotus Elise	31.151	30.821	14.664 0.239	1'16.636 1'16.875	10	0.239
11 6 UTZIERI V. (MCO)	Lotus Elise	31.437 0.069	31.572 0.124	14.755	1'17.764 1'17.957	11	0.193
12 73 RADICE F. (ITA)	Lotus Elise	31.610	31.617	14.821 0.030	1'18.048 1'18.078	12	0.030
13 12 SILVA L. (ITA)	Lotus Elise	32.282 0.149	32.477 0.147	15.383 0.054	1'20.142 1'20.492	13	0.350
Overall Ideal Time		29.979	30.098	14.406	1'14.483		



AUTODROMO DI FRANCIACORTA
"Daniel Bonara"



4



Franciacorta 2.519 m

Nascar Whelen Euro Series 18-19-20 Maggio 2018

Lotus Cup Italia - Analysis Qualifying 1st Session

1 / 2

6 V. UTZIERI (1'17.957)						11	35.031	32.968	20.462	1'28.461P	15:50'11.751
Lap	Seg.1	Seg.2	Seg.3	Lap Time	Local Time	15 G. GIUBERGIA (1'15.841)					
Lap	Seg.1	Seg.2	Seg.3	Lap Time	Local Time	Lap	Seg.1	Seg.2	Seg.3	Lap Time	Local Time
1		34.969	16.076		15:34'29.895	1		39.136	16.589		15:35'06.541
2	33.106	32.490	15.050	1'20.646	15:35'50.541	2	31.321	30.839	14.584	1'16.744	15:36'23.285
3	31.874	31.636	14.918	1'18.428	15:37'08.969	3	31.004	31.155	14.516	1'16.675	15:37'39.960
4	31.702	31.828	14.788	1'18.318	15:38'27.287	4	30.678	31.177	14.704	1'16.559	15:38'56.519
5	31.437	31.809	14.788	1'18.034	15:39'45.321	5	30.766	30.917	14.406	1'16.089	15:40'12.608
6	32.418	32.022	15.202	1'19.642	15:41'04.963	6	30.694	30.638	14.509	1'15.841	15:41'28.449
7	32.763	34.674	17.691	1'25.128P	15:42'30.091	7	30.542	30.922	17.211	1'18.675P	15:42'47.124
8	1'48.807	31.938	15.581	2'36.326P	15:45'06.417	8	1'22.938	30.704	14.707	2'08.349P	15:44'55.473
9	31.765	32.006	14.913	1'18.684	15:46'25.101	9	30.722	30.649	14.531	1'15.902	15:46'11.375
10	31.565	31.708	14.846	1'18.119	15:47'43.220	10	30.700	31.022	14.737	1'16.459	15:47'27.834
11	31.506	31.696	14.755	1'17.957	15:49'01.177	11	30.575	30.924	14.579	1'16.078	15:48'43.912
12	31.704	35.128	15.033	1'21.865	15:50'23.042	12	31.351	31.013	14.745	1'17.109	15:50'01.021
13	31.593	31.572	15.047	1'18.212	15:51'41.254	13	31.784	32.462	18.470	1'22.716P	15:51'23.737
14	38.408	37.055	20.723	1'36.186P	15:53'17.440	32 M. CORDINI (1'15.140)					
11 F. NESPOLI (1'16.150)						Lap	Seg.1	Seg.2	Seg.3	Lap Time	Local Time
Lap	Seg.1	Seg.2	Seg.3	Lap Time	Local Time	1		34.293	16.953		15:35'16.212
1		40.752	15.774		15:35'00.282	2	33.269	33.031	15.387	1'21.687	15:36'37.899
2	32.112	31.817	14.442	1'18.371	15:36'18.653	3	30.468	30.670	14.569	1'15.707	15:37'53.606
3	30.787	30.782	14.597	1'16.166	15:37'34.819	4	30.063	30.645	14.432	1'15.140	15:39'08.746
4	30.951	30.983	16.027	1'17.961P	15:38'52.780	5	31.227	33.642	16.934	1'21.803P	15:40'30.549
5	1'45.494	34.116	15.105	2'34.715P	15:41'27.495	33 M. DEFLORIAN (1'15.100)					
6	30.900	30.593	14.657	1'16.150	15:42'43.645	Lap	Seg.1	Seg.2	Seg.3	Lap Time	Local Time
7	30.968	30.941	14.682	1'16.591	15:44'00.236	1		38.081	15.719		15:34'36.178
8	30.784	30.857	14.733	1'16.374	15:45'16.610	2	35.600	33.492	14.856	1'23.948	15:36'00.126
9	32.599	32.659	16.690	1'21.948P	15:46'38.558	3	30.449	30.282	14.701	1'15.432	15:37'15.558
10	4'01.193	31.537	14.824	4'47.554P	15:51'26.112	4	30.019	30.698	14.569	1'15.286	15:38'30.844
11	30.814	30.984	14.438	1'16.236	15:52'42.348	5	30.089	30.459	14.682	1'15.230	15:39'46.074
12	30.830	31.145	14.734	1'16.709	15:53'59.057	6	30.634	31.547	15.421	1'17.602P	15:41'03.676
12 L. SILVA (1'20.492)						7	1'56.512	35.508	14.578	2'46.598P	15:43'50.274
Lap	Seg.1	Seg.2	Seg.3	Lap Time	Local Time	8	30.240	30.512	14.504	1'15.256	15:45'05.530
1		36.659	18.663		15:34'40.925	9	29.979	30.584	14.537	1'15.100	15:46'20.630
2	33.772	33.797	15.568	1'23.137	15:36'04.062	10	30.199	30.527	15.698	1'16.424P	15:47'37.054
3	34.206	33.554	15.766	1'23.526	15:37'27.588	48 M. ZUCCHI (1'15.867)					
4	33.564	33.717	15.680	1'22.961	15:38'50.549	Lap	Seg.1	Seg.2	Seg.3	Lap Time	Local Time
5	34.859	34.469	15.667	1'24.995	15:40'15.544	1		35.693	18.103		15:34'47.996
6	32.708	33.289	15.383	1'21.380	15:41'36.924	2	35.281	35.670	18.679	1'29.630	15:36'17.626
7	33.216	34.661	17.529	1'25.406P	15:43'02.330	3	30.704	33.434	14.962	1'19.100	15:37'36.726
8	1'41.529	33.746	17.194	2'32.469P	15:45'34.799	4	30.501	31.082	14.628	1'16.211	15:38'52.937
9	32.282	32.980	15.455	1'20.717	15:46'55.516	5	30.240	30.771	14.856	1'15.867	15:40'08.804
10	33.306	32.851	15.426	1'21.583	15:48'17.099	6	35.375	36.311	19.827	1'31.513P	15:41'40.317
11	32.779	32.477	15.439	1'20.695	15:49'37.794	7	1'51.858	33.026	15.963	2'40.847P	15:44'21.164
12	34.738	35.171	17.045	1'26.954	15:51'04.748	8	30.261	36.334	18.455	1'25.050	15:45'46.214
13	32.957	33.381	15.865	1'22.203	15:52'26.951	9	30.548	30.960	14.706	1'16.214	15:47'02.428
14	32.431	32.624	15.437	1'20.492	15:53'47.443	10	30.503	30.888	15.085	1'16.476	15:48'18.904
13 L. TIRLONI (1'15.994)						11	35.981	39.697	19.899	1'35.577P	15:49'54.481
Lap	Seg.1	Seg.2	Seg.3	Lap Time	Local Time	12	2'01.163	34.661	15.418	2'51.242P	15:52'45.723
1		34.486	15.707		15:34'38.657	13	30.884	31.079	14.868	1'16.831	15:54'02.554
2	32.059	31.550	15.037	1'18.646	15:35'57.303	55 S. ZERBI (1'16.875)					
3	31.109	30.949	14.654	1'16.712	15:37'14.015	Lap	Seg.1	Seg.2	Seg.3	Lap Time	Local Time
4	31.048	31.857	14.900	1'17.805	15:38'31.820	1		34.572	17.782		15:34'40.269
5	30.878	30.738	14.742	1'16.358	15:39'48.178	2	33.658	32.377	15.548	1'21.583	15:36'01.852
6	31.425	30.760	15.129	1'17.314	15:41'05.492	3	31.427	31.031	15.276	1'17.734	15:37'19.586
7	30.519	30.853	14.622	1'15.994	15:42'21.486	4	31.447	31.432	15.244	1'18.123	15:38'37.709
8	32.612	33.762	19.550	1'25.924P	15:43'47.410	5	32.464	32.995	17.573	1'23.032P	15:40'00.741
9	2'53.533	31.310	14.780	3'39.623P	15:47'27.033						
10	30.646	30.959	14.652	1'16.257	15:48'43.290						

19/05/2018

P = Pits In/Out - C = Lap-Time Cancelled

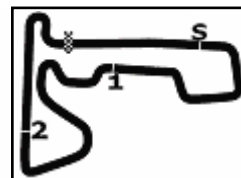
Elaborazione dati a cura della Federazione Italiana Cronometristi



AUTODROMO DI FRANCIACORTA
"Daniel Bonara"



4



Franciacorta 2.519 m

2 / 2

Nascar Whelen Euro Series 18-19-20 Maggio 2018

Lotus Cup Italia - Analysis Qualifying 1st Session

6	1'46.055	31.912	15.149	2'33.116P	15:42'33.857
7	31.646	31.250	14.705	1'17.601	15:43'51.458
8	31.364	30.958	14.957	1'17.279	15:45'08.737
9	31.351	31.205	14.664	1'17.220	15:46'25.957
10	32.095	33.092	16.000	1'21.187	15:47'47.144
11	33.621	31.892	15.624	1'21.137	15:49'08.281
12	31.919	31.476	15.298	1'18.693	15:50'26.974
13	31.151	30.821	14.903	1'16.875	15:51'43.849
14	33.986	34.908	20.237	1'29.131P	15:53'12.980

72 N. LIANA (1'15.343)

Lap	Seg.1	Seg.2	Seg.3	Lap Time	Local Time
1		39.589	17.598		15:34'55.915
2	32.903	32.254	14.806	1'19.963	15:36'15.878
3	30.487	30.447	14.409	1'15.343	15:37'31.221
4	33.042	38.882	17.720	1'29.644P	15:39'00.865
5	4'58.847	32.174	14.932	5'45.953P	15:44'46.818
6	32.771	33.723	16.360	1'22.854P	15:46'09.672

73 F. RADICE (1'18.078)

Lap	Seg.1	Seg.2	Seg.3	Lap Time	Local Time
1		39.279	19.300		15:34'49.994
2	36.536	35.512	18.343	1'30.391	15:36'20.385
3	34.522	34.523	19.168	1'28.213P	15:37'48.598
4	1'21.055	32.339	15.324	2'08.718P	15:39'57.316
5	32.376	32.068	15.087	1'19.531	15:41'16.847
6	32.279	31.874	15.265	1'19.418	15:42'36.265
7	32.295	31.756	14.889	1'18.940	15:43'55.205
8	32.156	31.712	14.951	1'18.819	15:45'14.024
9	31.880	37.399	18.674	1'27.953P	15:46'41.977
10	3'01.812	33.836	16.603	3'52.251P	15:50'34.228
11	31.610	31.617	14.851	1'18.078	15:51'52.306
12	31.740	32.695	14.821	1'19.256	15:53'11.562

80 A. RAYNERI (1'16.627)

Lap	Seg.1	Seg.2	Seg.3	Lap Time	Local Time
1		38.756	16.573		15:35'07.152
2	31.641	31.104	14.987	1'17.732	15:36'24.884
3	31.298	31.758	14.709	1'17.765	15:37'42.649
4	39.095	31.073	14.732	1'24.900	15:39'07.549
5	31.334	31.074	14.984	1'17.392	15:40'24.941
6	30.738	31.055	14.834	1'16.627	15:41'41.568
7	30.646	31.389	16.969	1'19.004P	15:43'00.572
8	1'24.534	30.698	14.730	2'09.962P	15:45'10.534
9	30.928	32.880	15.635	1'19.443	15:46'29.977
10	31.074	31.433	15.126	1'17.633	15:47'47.610
11	31.202	30.832	14.904	1'16.938	15:49'04.548
12	31.474	31.014	14.786	1'17.274	15:50'21.822
13	31.535	34.864	21.295	1'27.694P	15:51'49.516

95 F. GUERRA (1'14.825)

Lap	Seg.1	Seg.2	Seg.3	Lap Time	Local Time
1		33.284	17.200		15:34'23.505
2	30.436	30.683	14.803	1'15.922	15:35'39.427
3	30.377	30.251	14.532	1'15.160	15:36'54.587
4	30.079	30.259	14.487	1'14.825	15:38'09.412
5	30.212	31.321	20.488	1'22.021P	15:39'31.433
6	4'44.548	31.010	15.156	5'30.714P	15:45'02.147
7	30.258	30.098	14.509	1'14.865	15:46'17.012
8	30.334	30.601	14.676	1'15.611	15:47'32.623
9	35.402	35.184	20.015	1'30.601P	15:49'03.224

19/05/2018

P = Pits In/Out - C = Lap-Time Cancelled

Elaborazione dati a cura della Federazione Italiana Cronometristi



Franciacorta 2.519 m

Nascar Whelen Euro Series 18-19-20 Maggio 2018

Lotus Cup Italia - Top Speeds Qualifying 1st Session

BEST LAP

1	95 GUERRA Francesco	Lotus Elise	1'14.825
2	33 DEFLORIAN Matteo	Lotus Elise	1'15.100
3	32 CORDINI Michael	Lotus Elise	1'15.140
4	72 LIANA Nocolò	Lotus Elise	1'15.343
5	15 GIUBERGIA Giacomo	Lotus Elise	1'15.841
6	48 ZUCCHI Matteo	Lotus Elise	1'15.867
7	13 TIRLONI Lorenzo	Lotus Elise	1'15.994
8	11 NESPOLI Franco	Lotus Elise	1'16.150
9	80 RAYNERI Andrea	Lotus Elise	1'16.627
10	55 ZERBI Stefano	Lotus Elise	1'16.875
11	6 UTZIERI Vito	Lotus Elise	1'17.957
12	73 RADICE Fabio	Lotus Elise	1'18.078
13	12 SILVA Luca	Lotus Elise	1'20.492

SEG. 1

1	33 DEFLORIAN Matteo	29.979
2	32 CORDINI Michael	30.063
3	95 GUERRA Francesco	30.079
4	48 ZUCCHI Matteo	30.240
5	72 LIANA Nocolò	30.487
6	13 TIRLONI Lorenzo	30.519
7	15 GIUBERGIA Giacomo	30.542
8	80 RAYNERI Andrea	30.646
9	11 NESPOLI Franco	30.784
10	55 ZERBI Stefano	31.151
11	6 UTZIERI Vito	31.437
12	73 RADICE Fabio	31.610
13	12 SILVA Luca	32.282

SEG. 2

1	95 GUERRA Francesco	30.098
2	33 DEFLORIAN Matteo	30.282
3	72 LIANA Nocolò	30.447
4	11 NESPOLI Franco	30.593
5	15 GIUBERGIA Giacomo	30.638
6	32 CORDINI Michael	30.645
7	80 RAYNERI Andrea	30.698
8	13 TIRLONI Lorenzo	30.738
9	48 ZUCCHI Matteo	30.771
10	55 ZERBI Stefano	30.821
11	6 UTZIERI Vito	31.572
12	73 RADICE Fabio	31.617
13	12 SILVA Luca	32.477

SEG. 3

1	15 GIUBERGIA Giacomo	14.406
2	72 LIANA Nocolò	14.409
3	32 CORDINI Michael	14.432
4	11 NESPOLI Franco	14.438
5	95 GUERRA Francesco	14.487
6	33 DEFLORIAN Matteo	14.504
7	13 TIRLONI Lorenzo	14.622
8	48 ZUCCHI Matteo	14.628
9	55 ZERBI Stefano	14.664
10	80 RAYNERI Andrea	14.709
11	6 UTZIERI Vito	14.755
12	73 RADICE Fabio	14.821
13	12 SILVA Luca	15.383



AUTODROMO DI FRANCIACORTA
"Daniel Bonara"



Franciacorta 2.519 m

Nascar Whelen Euro Series 18-19-20 Maggio 2018

Lotus Cup Italia - Results Qualifying 2nd Session

No. Driver	Nat	Driver	Team	Car	Class	Time	Gap	Rel.	Laps
1	33	DEFLORIAN Matteo	ITA Deflorian Matteo	DIEGI Motorsport	Lotus Elise	R	1'14.668		4
2	32	CORDINI Michael	ITA Cordini Michael	Befed	Lotus Elise	R	1'14.746	0.078	0.078 3
3	15	GIUBERGIA Giacomo	ITA Giusbergia Giacomo	Pellin Racing	Lotus Elise		1'14.773	0.105	0.027 12
4	72	LIANA Nicolò	ITA Liana Nicolò	LG Motorsport	Lotus Elise	R	1'15.126	0.458	0.353 11
5	95	GUERRA Francesco	ITA Guerra Francesco	DIEGI Motorsport	Lotus Elise	P	1'15.139	0.471	0.013 9
6	11	NESPOLI Franco	SUI Nespoli Franco	Cipriani Motorsport	Lotus Elise		1'16.170	1.502	1.031 6
7	48	ZUCCHI Matteo	ITA Zucchi Matteo	Cipriani Motorsport	Lotus Elise		1'16.209	1.541	0.039 11
8	55	ZERBI Stefano	ITA Zerbi Stefano	Johnny Rapina	Lotus Elise	P	1'16.542	1.874	0.333 12
9	13	TIRLONI Lorenzo	ITA Tirloni Lorenzo		Lotus Elise	P	1'16.563	1.895	0.021 8
10	80	RAYNERI Andrea	ITA Rayneri Andrea	Pellin Racing	Lotus Elise	P	1'16.582	1.914	0.019 14
11	6	UTZIERI Vito	MCO Vito Utzieri	ADV Motorsport	Lotus Elise	P	1'17.205	2.537	0.623 11
12	73	RADICE Fabio	ITA Radice Fabio		Lotus Elise		1'19.361	4.693	2.156 7
13	12	SILVA Luca	ITA Silva Luca		Lotus Elise	P	1'20.886	6.218	1.525 8

Humidity:	54%	AIR	22°C
Condition:	Dry	Temp:	38°C

Race Director :

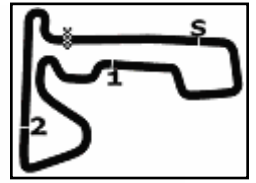
Clerk of the Course : Gianluca Marotta

19/05/2018 Start End
15:57 16:18

The results are provisional until the end of the time limit for protests and appeals and the completion of the technical checks.



AUTODROMO DI FRANCIACORTA
"Daniel Bonara"



Franciacorta 2.519 m

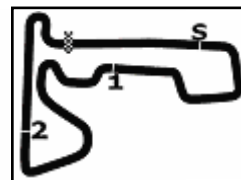
Nascar Whelen Euro Series 18-19-20 Maggio 2018

Lotus Cup Italia - Ideal Times Qualifying 2nd Session

No. Driver	Car	Seg. 1	Seg. 2	Seg. 3	Ideal Time		
		Diff. 1	Diff. 2	Diff. 3	Best Lap	Pos.	Diff.
1 32 CORDINI M. (ITA)	Lotus Elise	29.868	30.397 0.177	14.304	1'14.569	2	0.177
2 33 DEFLORIAN M. (ITA)	Lotus Elise	29.957 0.078	30.212	14.421	1'14.590	1	0.078
3 15 GIUBERGIA G. (ITA)	Lotus Elise	30.015	30.381	14.361 0.016	1'14.757	3	0.016
4 72 LIANA N. (ITA)	Lotus Elise	30.122	30.245 0.191	14.444 0.124	1'14.811	4	0.315
5 95 GUERRA F. (ITA)	Lotus Elise	30.305 0.061	30.281	14.462 0.030	1'15.048	5	0.091
6 48 ZUCCHI M. (ITA)	Lotus Elise	30.144	30.847 0.275	14.769 0.174	1'15.760	7	0.449
7 11 NESPOLI F. (SUI)	Lotus Elise	30.823	30.750	14.536 0.061	1'16.109	6	0.061
8 13 TIRLONI L. (ITA)	Lotus Elise	30.826 0.351	30.787	14.511 0.088	1'16.124	9	0.439
9 80 RAYNERI A. (ITA)	Lotus Elise	30.684 0.098	31.117 0.115	14.568	1'16.369	10	0.213
10 55 ZERBI S. (ITA)	Lotus Elise	31.099	30.827	14.616	1'16.542	8	
11 6 UTZIERI V. (MCO)	Lotus Elise	31.092	31.461 0.074	14.578	1'17.131	11	0.074
12 73 RADICE F. (ITA)	Lotus Elise	31.864 0.319	31.691 0.586	14.901	1'18.456	12	0.905
13 12 SILVA L. (ITA)	Lotus Elise	32.571 0.220	32.721 0.037	15.337	1'20.629	13	0.257
Overall Ideal Time		29.868	30.212	14.304	1'14.384		



AUTODROMO DI FRANCIACORTA
"Daniel Bonara"



Franciacorta 2.519 m

Nascar Whelen Euro Series 18-19-20 Maggio 2018

Lotus Cup Italia - Analysis Qualifying 2nd Session

1 / 2

6 V. UTZIERI (1'17.205)

Lap	Seg.1	Seg.2	Seg.3	Lap Time	Local Time
1		31.945	15.007		15:58'32.891
2	31.250	31.461	14.880	1'17.591	15:59'50.482
3	31.789	31.729	14.746	1'18.264	16:01'08.746
4	31.445	31.919	14.792	1'18.156	16:02'26.902
5	31.476	31.893	18.725	1'22.094P	16:03'48.996
6	2'48.350	31.810	14.877	3'35.037P	16:07'24.033
7	31.499	31.572	14.667	1'17.738	16:08'41.771
8	31.092	31.535	14.578	1'17.205	16:09'58.976
9	33.817	33.016	14.711	1'21.544	16:11'20.520
10	31.948	31.815	14.689	1'18.452	16:12'38.972
11	33.819	36.276	20.210	1'30.305P	16:14'09.277
12	1'57.854	33.790	18.757	2'50.401P	16:16'59.678

11	30.021	30.691	14.361	1'15.073	16:12'19.605
12	30.015	30.381	14.377	1'14.773	16:13'34.378
13	30.268	31.800	17.498	1'19.566P	16:14'53.944

32 M. CORDINI (1'14.746)

Lap	Seg.1	Seg.2	Seg.3	Lap Time	Local Time
1		32.869	16.215		16:01'51.031
2	30.011	30.397	14.408	1'14.816	16:03'05.847
3	29.868	30.574	14.304	1'14.746	16:04'20.593
4	36.607	34.776	21.470	1'32.853P	16:05'53.446

33 M. DEFLORIAN (1'14.668)

Lap	Seg.1	Seg.2	Seg.3	Lap Time	Local Time
1		34.984	14.691		16:01'52.499
2	29.957	30.239	14.638	1'14.834	16:03'07.333
3	30.035	30.212	14.421	1'14.668	16:04'22.001
4	33.454	31.289	14.665	1'19.408	16:05'41.409
5	34.391	34.785	17.569	1'26.745P	16:07'08.154

11 F. NESPOLI (1'16.170)

Lap	Seg.1	Seg.2	Seg.3	Lap Time	Local Time
1		31.973	14.879		16:00'25.977
2	31.869	32.258	14.536	1'18.663	16:01'44.640
3	30.823	30.750	14.597	1'16.170	16:03'00.810
4	30.922	31.244	15.961	1'18.127P	16:04'18.937
5	2'29.828	31.174	14.601	3'15.603P	16:07'34.540
6	39.100	37.750	17.584	1'34.434P	16:09'08.974
7	4'06.139	36.039	19.119	5'01.297P	16:14'10.271

48 M. ZUCCHI (1'16.209)

Lap	Seg.1	Seg.2	Seg.3	Lap Time	Local Time
1		34.035	16.042		16:01'35.610
2	31.309	30.847	14.860	1'17.016	16:02'52.626
3	30.470	30.887	14.934	1'16.291	16:04'08.917
4	30.540	31.163	14.849	1'16.552	16:05'25.469
5	31.120	31.334	15.012	1'17.466	16:06'42.935
6	30.610	31.011	14.843	1'16.464	16:07'59.399
7	30.459	31.091	14.799	1'16.349	16:09'15.748
8	34.036	35.166	18.766	1'27.968P	16:10'43.716
9	2'34.045	34.627	18.154	3'26.826P	16:14'10.542
10	30.763	30.878	14.833	1'16.474	16:15'27.016
11	30.144	31.122	14.943	1'16.209	16:16'43.225
12	30.446	31.124	14.769	1'16.339	16:17'59.564

12 L. SILVA (1'20.886)

Lap	Seg.1	Seg.2	Seg.3	Lap Time	Local Time
1		35.000	16.143		16:02'48.232
2	32.571	32.940	16.567	1'22.078	16:04'10.310
3	33.506	32.721	15.476	1'21.703	16:05'32.013
4	32.791	32.758	15.337	1'20.886	16:06'52.899
5	34.960	38.806	20.699	1'34.465P	16:08'27.364
6	3'34.685	34.831	15.948	4'25.464P	16:12'52.828
7	34.079	35.901	15.735	1'25.715	16:14'18.543
8	33.219	33.149	15.622	1'21.990	16:15'40.533
9	32.881	32.934	15.367	1'21.182	16:17'01.715

55 S. ZERBI (1'16.542)

Lap	Seg.1	Seg.2	Seg.3	Lap Time	Local Time
1		32.202	15.194		15:58'32.120
2	31.099	30.827	14.616	1'16.542	15:59'48.662
3	31.429	31.361	14.899	1'17.689	16:01'06.351
4	31.540	31.148	14.790	1'17.478	16:02'23.829
5	31.384	30.948	14.920	1'17.252	16:03'41.081
6	34.541	34.461	18.533	1'27.535P	16:05'08.616
7	1'46.064	31.569	14.763	2'32.396P	16:07'41.012
8	31.719	31.352	14.897	1'17.968	16:08'58.980
9	31.162	30.912	15.011	1'17.085	16:10'16.065
10	31.420	31.227	14.824	1'17.471	16:11'33.536
11	32.920	35.086	16.913	1'24.919	16:12'58.455
12	31.173	31.050	14.868	1'17.091	16:14'15.546
13	34.543	39.066	21.661	1'35.270P	16:15'50.816

13 L. TIRLONI (1'16.563)

Lap	Seg.1	Seg.2	Seg.3	Lap Time	Local Time
1		32.144	15.381		15:59'43.801
2	31.177	30.787	14.599	1'16.563	16:01'00.364
3	32.771	32.227	15.070	1'20.068	16:02'20.432
4	30.839	31.329	14.511	1'16.679	16:03'37.111
5	32.494	31.394	17.004	1'20.892	16:04'58.003
6	33.607	34.632	20.046	1'28.285P	16:06'26.288
7	3'58.547	31.245	14.703	4'44.495P	16:11'10.783
8	30.826	31.191	14.626	1'16.643	16:12'27.426
9	33.302	33.158	20.942	1'27.402P	16:13'54.828

72 N. LIANA (1'15.126)

Lap	Seg.1	Seg.2	Seg.3	Lap Time	Local Time
1		32.473	14.770		16:00'40.195
2	30.606	30.600	14.622	1'15.828	16:01'56.023
3	30.557	30.245	14.544	1'15.346	16:03'11.369
4	30.413	30.613	14.444	1'15.470	16:04'26.839
5	30.307	30.787	14.605	1'15.699	16:05'42.538
6	30.122	30.436	14.568	1'15.126	16:06'57.664
7	32.310	32.167	16.234	1'20.711P	16:08'18.375
8	1'42.919	30.985	14.691	2'28.595P	16:10'46.970
9	30.205	32.095	14.611	1'16.911	16:12'03.881
10	30.443	30.481	14.581	1'15.505	16:13'19.386

15 G. GIUBERGIA (1'14.773)

Lap	Seg.1	Seg.2	Seg.3	Lap Time	Local Time
1		32.387	14.529		15:58'19.270
2	30.918	30.733	14.545	1'16.196	15:59'35.466
3	30.732	30.639	14.571	1'15.942	16:00'51.408
4	30.293	30.686	14.429	1'15.408	16:02'06.816
5	30.732	30.618	14.537	1'15.887	16:03'22.703
6	30.479	30.588	14.386	1'15.453	16:04'38.156
7	30.192	30.635	14.408	1'15.235	16:05'53.391
8	30.301	30.998	14.595	1'15.894	16:07'09.285
9	30.110	31.398	18.053	1'19.561P	16:08'28.846
10	1'50.401	30.854	14.431	2'35.686P	16:11'04.532

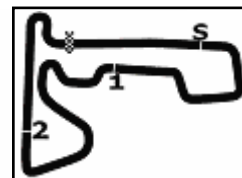
19/05/2018

P = Pits In/Out - C = Lap-Time Cancelled

Elaborazione dati a cura della Federazione Italiana Cronometristi



AUTODROMO DI FRANCIACORTA
"Daniel Bonara"



Franciacorta 2.519 m

2 / 2

Nascar Whelen Euro Series 18-19-20 Maggio 2018

Lotus Cup Italia - Analysis Qualifying 2nd Session

11	30.141	31.245	17.031	1'18.417P	16:14'37.803
12	2'22.865	37.430	20.244	3'20.539P	16:17'58.342

73 F. RADICE (1'19.361)

Lap	Seg.1	Seg.2	Seg.3	Lap Time	Local Time
1		36.918	16.283		16:08'11.964
2	32.722	32.357	15.001	1'20.080	16:09'32.044
3	32.183	32.277	14.901	1'19.361	16:10'51.405
4	31.864	32.244	15.274	1'19.382	16:12'10.787
5	32.298	31.691	15.464	1'19.453	16:13'30.240
6	32.463	32.382	15.894	1'20.739	16:14'50.979
7	32.273	32.297	15.242	1'19.812	16:16'10.791
8	32.646	45.268	26.332	1'44.246P	16:17'55.037

80 A. RAYNERI (1'16.582)

Lap	Seg.1	Seg.2	Seg.3	Lap Time	Local Time
1		32.042	15.032		15:58'20.828
2	31.553	31.117	14.723	1'17.393	15:59'38.221
3	31.092	31.195	14.750	1'17.037	16:00'55.258
4	30.764	31.486	14.722	1'16.972	16:02'12.230
5	30.819	31.375	14.787	1'16.981	16:03'29.211
6	30.684	31.444	14.667	1'16.795	16:04'46.006
7	30.962	31.257	14.630	1'16.849	16:06'02.855
8	30.930	42.583	15.257	1'28.770	16:07'31.625
9	33.957	40.644	19.551	1'34.152P	16:09'05.777
10	1'24.152	31.230	14.853	2'10.235P	16:11'16.012
11	30.782	31.232	14.568	1'16.582	16:12'32.594
12	30.905	31.652	15.004	1'17.561	16:13'50.155
13	31.250	31.222	14.656	1'17.128	16:15'07.283
14	31.368	31.487	14.883	1'17.738	16:16'25.021
15	37.790	37.060	22.547	1'37.397P	16:18'02.418

95 F. GUERRA (1'15.139)

Lap	Seg.1	Seg.2	Seg.3	Lap Time	Local Time
1		32.467	14.462		15:58'18.430
2	30.441	30.701	14.609	1'15.751	15:59'34.181
3	30.357	30.404	14.485	1'15.246C	16:00'49.427
4	30.528	30.502	14.550	1'15.580	16:02'05.007
5	30.365	30.499	14.488	1'15.352	16:03'20.359
6	30.538	36.312	20.168	1'27.018P	16:04'47.377
7	3'22.256	32.010	15.091	4'09.357P	16:08'56.734
8	30.305	30.585	14.690	1'15.580	16:10'12.314
9	30.366	30.281	14.492	1'15.139	16:11'27.453
10	30.540	30.678	21.250	1'22.468P	16:12'49.921

19/05/2018

P = Pits In/Out - C = Lap-Time Cancelled

Elaborazione dati a cura della Federazione Italiana Cronometristi



Franciacorta 2.519 m

Nascar Whelen Euro Series 18-19-20 Maggio 2018

Lotus Cup Italia - Top Speeds Qualifying 2nd Session

BEST LAP

1	33 DEFLORIAN Matteo	Lotus Elise	1'14.668
2	32 CORDINI Michael	Lotus Elise	1'14.746
3	15 GIUBERGIA Giacomo	Lotus Elise	1'14.773
4	72 LIANA Nocolò	Lotus Elise	1'15.126
5	95 GUERRA Francesco	Lotus Elise	1'15.139
6	11 NESPOLI Franco	Lotus Elise	1'16.170
7	48 ZUCCHI Matteo	Lotus Elise	1'16.209
8	55 ZERBI Stefano	Lotus Elise	1'16.542
9	13 TIRLONI Lorenzo	Lotus Elise	1'16.563
10	80 RAYNERI Andrea	Lotus Elise	1'16.582
11	6 UTZIERI Vito	Lotus Elise	1'17.205
12	73 RADICE Fabio	Lotus Elise	1'19.361
13	12 SILVA Luca	Lotus Elise	1'20.886

SEG. 1

1	32 CORDINI Michael	29.868
2	33 DEFLORIAN Matteo	29.957
3	15 GIUBERGIA Giacomo	30.015
4	72 LIANA Nocolò	30.122
5	48 ZUCCHI Matteo	30.144
6	95 GUERRA Francesco	30.305
7	80 RAYNERI Andrea	30.684
8	11 NESPOLI Franco	30.823
9	13 TIRLONI Lorenzo	30.826
10	6 UTZIERI Vito	31.092
11	55 ZERBI Stefano	31.099
12	73 RADICE Fabio	31.864
13	12 SILVA Luca	32.571

SEG. 2

1	33 DEFLORIAN Matteo	30.212
2	72 LIANA Nocolò	30.245
3	95 GUERRA Francesco	30.281
4	15 GIUBERGIA Giacomo	30.381
5	32 CORDINI Michael	30.397
6	11 NESPOLI Franco	30.750
7	13 TIRLONI Lorenzo	30.787
8	55 ZERBI Stefano	30.827
9	48 ZUCCHI Matteo	30.847
10	80 RAYNERI Andrea	31.117
11	6 UTZIERI Vito	31.461
12	73 RADICE Fabio	31.691
13	12 SILVA Luca	32.721

SEG. 3

1	32 CORDINI Michael	14.304
2	15 GIUBERGIA Giacomo	14.361
3	33 DEFLORIAN Matteo	14.421
4	72 LIANA Nocolò	14.444
5	95 GUERRA Francesco	14.462
6	13 TIRLONI Lorenzo	14.511
7	11 NESPOLI Franco	14.536
8	80 RAYNERI Andrea	14.568
9	6 UTZIERI Vito	14.578
10	55 ZERBI Stefano	14.616
11	48 ZUCCHI Matteo	14.769
12	73 RADICE Fabio	14.901
13	12 SILVA Luca	15.337