

LOTUS CUP ITALIA
PERONI RACING WEEKEND
 Free Practice 1

Classification

Nr.	Driver	Nat	Team	Car	Time	Lap	Total	Gap	Kph
1	11 Franco NESPOLI				2:07.860	2	7	-	163.1
2	79 Filippo MANASSERO				2:08.571	9	10	+0.711	162.2
3	74 Luca FLACCADORI				2:08.716	6	11	+0.856	162.0
4	2 Vincenzo SAUTO				2:09.448	9	10	+1.588	161.1
5	55 Stefano ZERBI				2:09.507	10	11	+1.647	161.0
6	6 Vito UTZIERI				2:10.905	9	11	+3.045	159.3
7	15 Giacomo GIUBERGIA				2:12.164	6	9	+4.304	157.8
8	12 Fabio REZZONICO				2:12.697	3	8	+4.837	157.2
9	25 Andrea GIULIANI				2:14.056	6	9	+6.196	155.6
10	17 Jurgen HEIDENHOFER				2:15.093	7	11	+7.233	154.4
11	22 Paolo FERRARESI				2:18.189	7	8	+10.329	150.9
12	73 Marco FUMAGALLI				2:19.563	10	10	+11.703	149.4

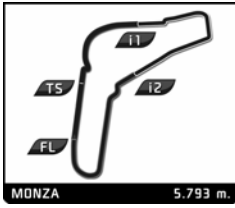
Fastest Lap	Lap 2	Franco NESPOLI	2:07.860	163.1 Kph
-------------	-------	----------------	----------	-----------

Published at:

Track Status: **DRY**

Race Director:	Timekeeper:
----------------	-------------



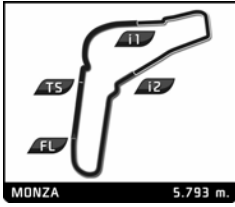


LOTUS CUP ITALIA
PERONI RACING WEEKEND
 Free Practice 1

Best Sector Times

SECTOR 1			SECTOR 2			SECTOR 3			Pos	Driver	Ideal Lap	Best Lap	
Pos	Driver	Time	Driver	Time	Driver	Time							
1	74 L.FLACCADORI	40.311	11 F.NESPOLI	43.304	11 F.NESPOLI	43.885	1	11 F.NESPOLI	2:07.621	2:07.860	(1)		
2	11 F.NESPOLI	40.432	79 F.MANASSERO	43.319	79 F.MANASSERO	44.067	2	74 L.FLACCADORI	2:07.957	2:08.716	(3)		
3	6 V.UTZIERI	40.452	74 L.FLACCADORI	43.509	74 L.FLACCADORI	44.137	3	79 F.MANASSERO	2:08.480	2:08.571	(2)		
4	79 F.MANASSERO	41.094	2 V.SAUTO	43.766	55 S.ZERBI	44.357	4	55 S.ZERBI	2:09.337	2:09.507	(5)		
5	55 S.ZERBI	41.128	55 S.ZERBI	43.852	2 V.SAUTO	44.544	5	2 V.SAUTO	2:09.439	2:09.448	(4)		
6	2 V.SAUTO	41.129	15 G.GIUBERGIA	44.334	15 G.GIUBERGIA	44.760	6	6 V.UTZIERI	2:10.285	2:10.905	(6)		
7	15 G.GIUBERGIA	41.470	6 V.UTZIERI	44.594	6 V.UTZIERI	45.239	7	15 G.GIUBERGIA	2:10.564	2:12.164	(7)		
8	12 F.REZZONICO	41.494	12 F.REZZONICO	44.794	12 F.REZZONICO	45.311	8	12 F.REZZONICO	2:11.599	2:12.697	(8)		
9	17 J.HEIDENHOFER	41.766	17 J.HEIDENHOFER	45.301	17 J.HEIDENHOFER	45.484	9	17 J.HEIDENHOFER	2:12.551	2:15.093	(10)		
10	25 A.GIULIANI	42.094	25 A.GIULIANI	45.364	25 A.GIULIANI	46.450	10	25 A.GIULIANI	2:13.908	2:14.056	(9)		
11	22 P.FERRARESI	42.710	73 M.FUMAGALLI	46.847	22 P.FERRARESI	47.959	11	22 P.FERRARESI	2:18.149	2:18.189	(11)		
12	73 M.FUMAGALLI	43.912	22 P.FERRARESI	47.480	73 M.FUMAGALLI	48.782	12	73 M.FUMAGALLI	2:19.541	2:19.563	(12)		



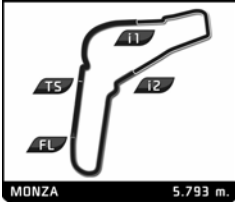


LOTUS CUP ITALIA PERONI RACING WEEKEND Free Practice 1

Best Top Speeds

Driver	Team	Top 1		Top 2		Top 3		Top 4		Top 5		Avg
		Kph	Lap	Kph	Lap	Kph	Lap	Kph	Lap	Kph	Lap	
6 Vito UTZIERI		232.3	11	231.8	10	230.3	6	230.3	4	229.9	3	230,9
11 Franco NESPOLI		230.8	2	227.9	3	227.9	4	227.0	5	221.9	7	227,1
74 Luca FLACCADORI		227.4	10	227.4	9	224.6	4	224.2	11	223.7	6	225,5
55 Stefano ZERBI		223.7	3	222.3	11	221.9	7	221.0	6	220.1	9	221,8
22 Paolo FERRARESI		222.3	4	221.4	7	221.0	6	220.5	8	210.7	3	219,2
2 Vincenzo SAUTO		221.9	10	221.4	8	221.0	9	221.0	6	220.1	5	221,1
15 Giacomo GIUBERGIA		221.9	7	221.4	9	221.0	4	220.5	6	218.8	3	220,7
12 Fabio REZZONICO		221.4	8	220.5	3	218.3	4	217.4	5	214.0	2	218,3
25 Andrea GIULIANI		221.4	4	221.0	7	220.1	3	220.1	5	220.1	6	220,5
79 Filippo MANASSERO		221.4	7	220.5	6	220.5	8	219.6	9	219.2	10	220,2
17 Jorgen HEIDENHOFER		218.8	10	217.4	11	217.0	5	216.1	3	215.3	7	216,9
73 Marco FUMAGALLI		208.7	10	208.7	9	204.7	7	201.3	8	197.3	4	204,1



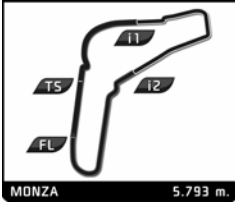


LOTUS CUP ITALIA
PERONI RACING WEEKEND
Free Practice 1

Fastest Lap Sequence

Practice Time	Driver	Team	Car	Class	Time	Kph	Lap
4:52.091	6 Vito UTZIERI				2:15.604	153.8	2
4:55.600	74 Luca FLACCADORI				2:13.559	156.1	2
5:37.200	11 Franco NESPOLI				2:07.860	163.1	2



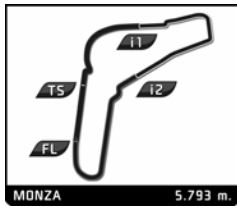


LOTUS CUP ITALIA
PERONI RACING WEEKEND
Free Practice 1

Fastest Lap Sequence

Practice Time	Driver	Team	Car	Class	Time	Kph	Lap
4:52.091	6 Vito UTZIERI				2:15.604	153.8	2
4:55.600	74 Luca FLACCADORI				2:13.559	156.1	2
5:37.200	11 Franco NESPOLI				2:07.860	163.1	2





LOTUS CUP ITALIA

PERONI RACING WEEKEND


Free Practice 1

Analysis

■ Personal Best
 ■ Session Best
 ■ Crossing the finish line in pit lane

Lap	Time	Sector 1	Sector 2	Sector 3	T. Spd	Elapsed	Lap	Time	Sector 1	Sector 2	Sector 3	T. Spd	Elapsed
2 Vincenzo SAUTO							6	2:12.164	41.543	44.998	45.623	220.5	17:03.791
1	3:24.829 B	1:25.553	55.103	1:04.173	110.6	3:24.829	7	2:19.096 B	41.470	45.499	52.127	221.9	19:22.887
2	3:19.769	1:42.853	48.704	48.212	153.1	6:44.598	8	3:36.025	2:06.674	44.334	45.017	175.6	22:58.912
3	2:15.269	43.209	46.407	45.653	209.1	8:59.867	9	2:12.315	42.955	44.600	44.760	221.4	25:11.227
4	2:12.098	41.750	44.888	45.460	220.1	11:11.965	17 Jurgen HEIDENHOFER						
5	2:12.353	41.294	45.716	45.343	220.1	13:24.318	1	3:12.877	1:26.473	54.979	51.425	103.3	3:12.877
6	2:24.357 B	41.569	45.328	57.460	221.0	15:48.675	2	2:26.692	45.696	49.158	51.838	188.7	5:39.569
7	4:04.766	2:27.190	49.207	48.369	173.4	19:53.441	3	2:18.592	43.385	47.213	47.994	216.1	7:58.161
8	2:10.007	41.410	44.053	44.544	221.4	22:03.448	4	2:24.372	42.772	54.952	46.648	213.2	10:22.533
9	2:09.448	41.129	43.766	44.553	221.0	24:12.896	5	2:20.745	46.032	47.703	47.010	217.0	12:43.278
10	2:18.171	41.510	47.695	48.966	221.9	26:31.067	6	2:15.179	42.768	46.128	46.283	215.3	14:58.457
6 Vito UTZIERI							7	2:15.093	42.792	45.301	47.000	215.3	17:13.550
1	2:36.487	57.281	48.929	50.277	134.2	2:36.487	8	2:15.246	42.720	46.004	46.522	213.6	19:28.796
2	2:15.604	41.998	46.511	47.095	199.1	4:52.091	9	2:31.180	50.972	54.724	45.484	212.8	21:59.976
3	2:11.737	40.698	45.044	45.995	229.9	7:03.828	10	2:16.065	41.766	48.077	46.222	218.8	24:16.041
4	2:12.324	40.894	45.068	46.362	230.3	9:16.152	11	2:39.209	42.812	1:09.100	47.297	217.4	26:55.250
5	2:12.132	41.528	44.780	45.824	216.6	11:28.284	22 Paolo FERRARESI						
6	2:12.098	41.390	44.781	45.927	230.3	13:40.382	1	3:51.283	2:00.606	58.033	52.644	121.1	3:51.283
7	2:30.215 B	41.488	48.614	1:00.113	229.4	16:10.597	2	2:25.776	46.090	50.390	49.296	169.9	6:17.059
8	3:36.043	2:02.270	47.769	46.004	178.8	19:46.640	3	2:19.704	43.331	48.414	47.959	210.7	8:36.763
9	2:10.905	40.783	44.594	45.528	228.4	21:57.545	4	2:33.280 B	48.802	48.981	55.497	222.3	11:10.043
10	2:11.173	40.486	45.448	45.239	231.8	24:08.718	5	4:53.163	3:16.369	48.409	48.385	93.8	16:03.206
11	2:11.102	40.452	45.030	45.620	232.3	26:19.820	6	2:35.321	49.847	56.615	48.859	221.0	18:38.527
11 Franco NESPOLI							7	2:18.189	42.710	47.480	47.999	221.4	20:56.716
1	3:29.340	1:54.091	48.985	46.264	135.1	3:29.340	8	2:49.321 B	51.648	54.486	1:03.187	220.5	23:46.037
2	2:07.860	40.432	43.304	44.124	230.8	5:37.200	25 Andrea GIULIANI						
3	2:09.168	40.779	44.257	44.132	227.9	7:46.368	1	3:49.154	2:04.777	51.352	53.025	141.6	3:49.154
4	2:08.405	40.580	43.940	43.885	227.9	9:54.773	2	2:25.517	46.443	49.994	49.080	155.1	6:14.671
5	2:24.754 B	40.594	52.632	51.528	227.0	12:19.527	3	2:17.884	44.322	46.451	47.111	220.1	8:32.555
6	11:35.356	...	45.045	44.322	172.8	23:54.883	4	2:15.575	42.243	46.478	46.854	221.4	10:48.130
7	2:09.098	40.894	43.584	44.620	221.9	26:03.981	5	2:14.361	42.185	45.364	46.812	220.1	13:02.491
12 Fabio REZZONICO							6	2:14.056	42.096	45.510	46.450	220.1	15:16.547
1	3:39.310	1:57.786	52.155	49.369	124.5	3:39.310	7	5:23.674 B	42.094	3:35.005	1:06.575	221.0	20:40.221
2	2:15.945	42.421	46.790	46.734	214.0	5:55.255	8	3:23.587	1:46.558	48.198	48.831	153.8	24:03.808
3	2:12.697	41.494	44.794	46.409	220.5	8:07.952	9	2:18.590	43.639	45.912	49.039	209.9	26:22.398
4	2:12.872	41.796	44.804	46.272	218.3	10:20.824	55 Stefano ZERBI						
5	2:37.103 B	45.582	56.142	55.379	217.4	12:57.927	1	2:41.380	1:03.066	49.920	48.394	134.6	2:41.380
6	4:36.358	3:03.892	46.143	46.323	167.0	17:34.285	2	2:15.457	41.936	47.775	45.746	218.3	4:56.837
7	2:12.924	42.370	45.243	45.311	210.7	19:47.209	3	2:13.463	43.031	44.575	45.857	223.7	7:10.300
8	2:52.743 B	41.575	1:03.183	1:07.985	221.4	22:39.952	4	2:20.102 B	41.665	44.830	53.607	218.3	9:30.402
15 Giacomo GIUBERGIA							5	3:41.403	2:10.554	45.324	45.525	176.5	13:11.805
1	5:47.540	4:04.568	51.881	51.091	87.2	5:47.540	6	2:11.603	41.597	44.956	45.050	221.0	15:23.408
2	2:20.627	44.359	48.139	48.129	212.3	8:08.167	7	2:10.444	41.128	43.998	45.318	221.9	17:33.852
3	2:16.219	42.806	46.480	46.933	218.8	10:24.386	8	2:11.536	41.737	44.869	44.930	211.5	19:45.388
4	2:14.803	42.451	46.308	46.044	221.0	12:39.189	9	2:10.068	41.411	43.954	44.703	220.1	21:55.456
5	2:12.438	41.867	44.781	45.790	218.3	14:51.627	10	2:09.507	41.298	43.852	44.357	220.1	24:04.963
							11	2:10.166	41.546	43.992	44.628	222.3	26:15.129





LOTUS CUP ITALIA

PERONI RACING WEEKEND

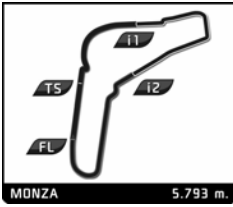
Free Practice 1

Analysis

■ Personal Best
 ■ Session Best
 B Crossing the finish line in pit lane

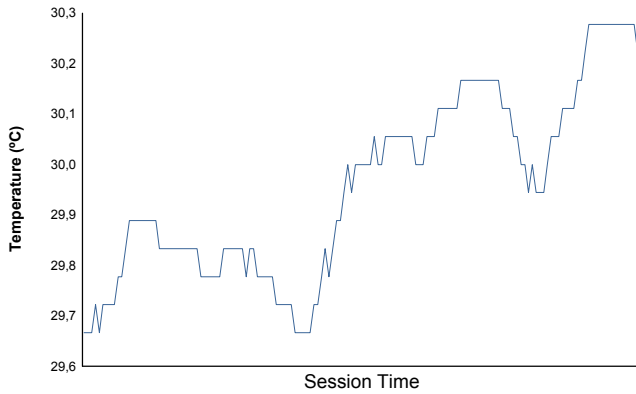
Lap	Time	Sector 1	Sector 2	Sector 3	T. Spd	Elapsed	Lap	Time	Sector 1	Sector 2	Sector 3	T. Spd	Elapsed
73 Marco FUMAGALLI													
1	3:48.927	1:55.589	57.021	56.317	109.6	3:48.927							
2	2:34.048	50.839	50.412	52.797	164.7	6:22.975							
3	2:31.478	47.284	51.191	53.003	177.6	8:54.453							
4	2:28.949	45.828	50.379	52.742	197.3	11:23.402							
5	2:28.512	48.608	48.188	51.716	191.1	13:51.914							
6	2:24.679	46.016	48.210	50.453	178.8	16:16.593							
7	2:39.720	1:00.157	49.309	50.254	204.7	18:56.313							
8	2:28.817	47.855	51.318	49.644	201.3	21:25.130							
9	2:20.218	44.068	47.368	48.782	208.7	23:45.348							
10	2:19.563	43.912	46.847	48.804	208.7	26:04.911							
74 Luca FLACCADORI													
1	2:42.041	1:06.173	48.641	47.227	154.7	2:42.041							
2	2:13.559	42.090	45.892	45.577	204.4	4:55.600							
3	2:10.042	40.541	44.315	45.186	223.2	7:05.642							
4	2:10.563	40.456	44.117	45.990	224.6	9:16.205							
5	2:09.518	41.100	43.759	44.659	220.5	11:25.723							
6	2:08.716	40.815	43.509	44.392	223.7	13:34.439							
7	2:16.350 B	40.564	43.843	51.943	222.8	15:50.789							
8	3:57.335	2:28.589	44.609	44.137	170.7	19:48.124							
9	2:10.123	40.850	44.970	44.303	227.4	21:58.247							
10	2:09.279	40.311	44.673	44.295	227.4	24:07.526							
11	2:11.270	40.850	45.308	45.112	224.2	26:18.796							
79 Filippo MANASSERO													
1	3:47.185	1:28.516	1:10.305	1:08.364	112.2	3:47.185							
2	2:27.966	51.404	47.915	48.647	158.7	6:15.151							
3	2:12.652	42.487	44.598	45.567	208.7	8:27.803							
4	2:19.685 B	41.595	44.131	53.959	218.3	10:47.488							
5	3:26.567	1:58.255	43.963	44.349	175.1	14:14.055							
6	2:08.997	41.282	43.544	44.171	220.5	16:23.052							
7	2:09.149	41.094	43.605	44.450	221.4	18:32.201							
8	2:08.863	41.244	43.469	44.150	220.5	20:41.064							
9	2:08.571	41.185	43.319	44.067	219.6	22:49.635							
10	2:33.871 B	41.140	50.237	1:02.494	219.2	25:23.506							



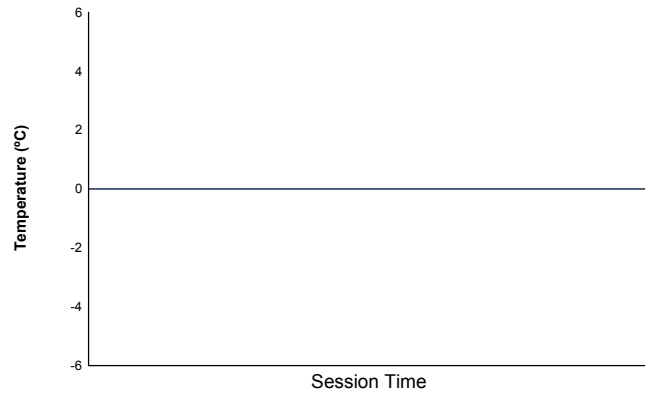


PERONI RACING WEEKEND
LOTUS CUP ITALIA
Free Practice 1
Weather Report

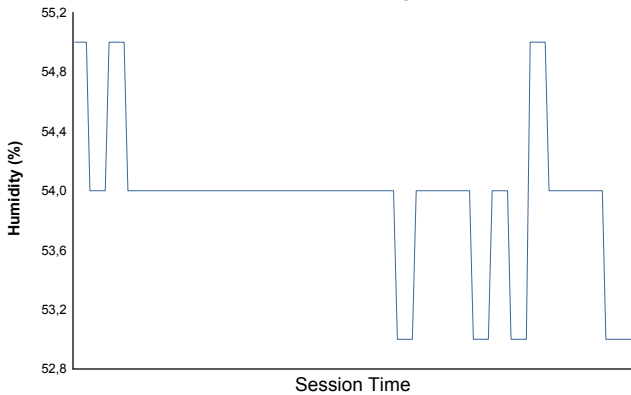
Air Temperature



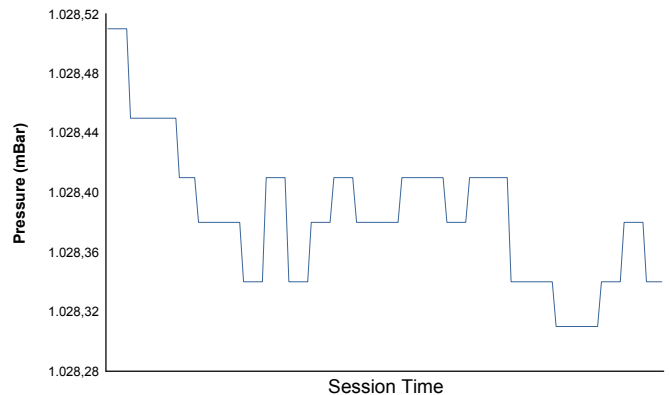
Track Temperature



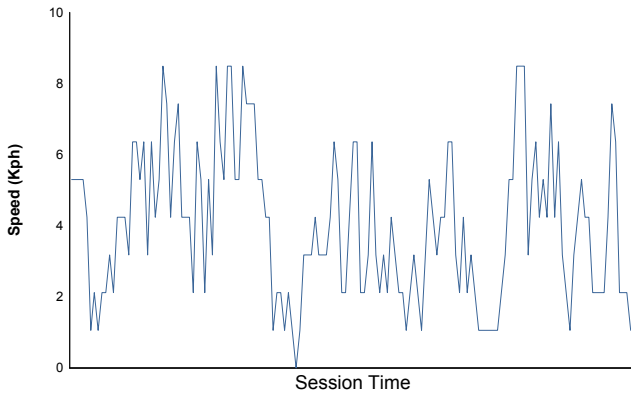
Humidity



Pressure

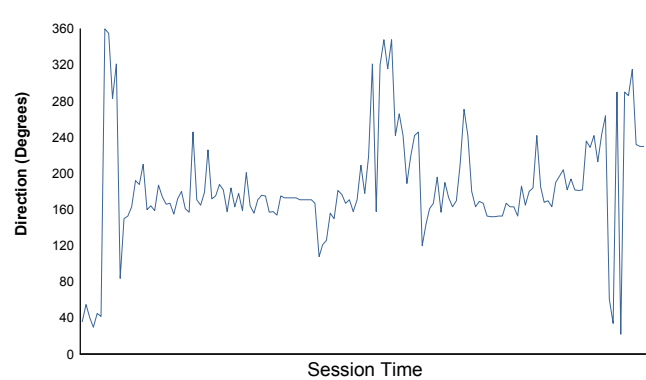


Wind Speed



Wind direction

North = 0°/360° Est = 90° South = 180° West = 270°



Track Status: **DRY**

