



AUTODROMO DI FRANCIACORTA
"Danief Bonara"



Franciacorta 2.519 m

Peroni Race

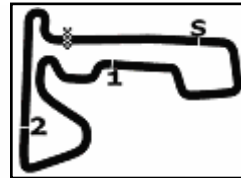
Lotus Cup - Griglia di Partenza

Durata: 25'

6	UTZIERI V. Lotus Cup	1'18.952	25	GIULIANI A. Lotus Cup	1'30.933	6
2	SAUTO V. Lotus Cup	1'17.928	22	REZZONICO F. Lotus Cup	1'18.197	5
12	ORSINI D. Lotus Cup	1'17.509	9	BAIGUERA A. Lotus Cup	1'17.621	4
55	ZERBI S. Lotus Cup	1'17.034	74	FLACCADORI L. Lotus Cup	1'17.389	3
17	PASOTTI S. Lotus Cup	1'16.166	15	GIUBERGIA G. Lotus Cup	1'16.962	2
			11	NESPOLI F. Lotus Cup	1'15.860	1



AUTODROMO DI FRANCIACORTA
"Daniel Bonara"



Franciacorta 2.519 m

Peroni Race

Lotus Cup - Classifica Gara 2

Giri 20 = 50,380 km - Media 117,734 km/h - Tempo di gara 25'40.493

Num.	Conducente	Naz	Concorrente	Scuderia	Auto	Giri	Tempo	Dist.	Rel.	Giro Veloce
1	11 NESPOLI Franco	ITA	Nespoli		Lotus Cup	20	25'40.493			4 1'16.693
2	17 PASOTTI Stefano	ITA	Pasotti		Lotus Cup	20	25'41.198	0.705	0.705	14 1'16.807
3	15 GIUBERGIA Giacomo	ITA	Giubergia		Lotus Cup	20	26'11.979	31.486	30.781	3 1'17.812
4	74 FLACCADORI Luca	ITA	Flaccadori		Lotus Cup	20	26'45.331	1'04.838	33.352	2 1'18.887
5	6 UTZIERI Vito	ITA	Utzieri		Lotus Cup	20	27'00.977	1'20.484	15.646	14 1'20.275
6	55 ZERBI Stefano	ITA	Zerbi		Lotus Cup	19	25'52.110	1 Giro	1 Giro	13 1'20.070
7	25 GIULIANI Andrea	ITA	Giuliani		Lotus Cup	18	24'38.478	2 Giri	1 Giro	14 1'20.829
8	22 REZZONICO Fabio	ITA	Rezzonico		Lotus Cup	17	22'45.871	3 Giri	1 Giro	15 1'18.926
----- Non Classificati: -----										
RIT	9 BAIGUERA Andrea	ITA	Baiguera		Lotus Cup	5	6'46.707	15 Giri		2 1'17.788
NP	12 ORSINI Dario	ITA	Orsini		Lotus Cup					
NP	2 SAUTO Vincenzo	ITA	Sauto		Lotus Cup					

Partenti:: 11 Non Partiti:: 2 Ritirati:: 1 Non Classificati:: 0 Classificati:: 8 Esclusi:: 0

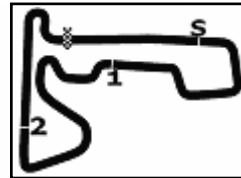
Giro Veloce N. 4 Num. 11 Franco Nespoli Tempo 1'16.693 Media. 118,243 Km/h

30/04/2017 Inizio 17:00 Fine 17:27

Esposta alle:



AUTODROMO DI FRANCIACORTA
"Daniel Bonara"



Franciacorta 2.519 m

Peroni Race

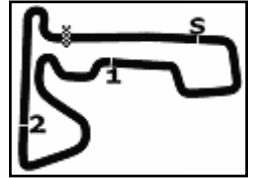
Lotus Cup - Contagiri Gara 2

Giro																				
	1	2	3	4	5	6	7	8	9	10	11	12	13	14	15	16	17	18	19	20
1	11	11	11	11	11	11	11	11	11	11	11	11	11	11	11	11	11	11	11	11
2	17	17	17	17	17	17	17	17	17	17	17	17	17	17	17	17	17	17	17	17
3	15	15	15	15	15	15	15	15	15	15	15	15	15	15	15	15	15	15	15	15
4	9	9	9	9	74	74	74	74	74	74	74	74	74	74	74	74	74	74	74	74
5	55	74	74	74	22	22	22	22	22	22	22	22	22	22	22	22	22	22	6	6
6	22	55	55	22	55	55	55	55	55	55	55	55	55	55	55	55	55	55	55	55
7	74	22	22	55	9	6	6	6	6	6	6	6	6	6	6	6	6	6	25	
8	6	6	6	6	6	25	25	25	25	25	25	25	25	25	25	25	25	25		
9	25	25	25	25	25															

Final Result		
1	11	NESPOLI F. Giri 20
2	17	PASOTTI S. 0.705
3	15	GIUBERGIA G. 31.486
4	74	FLACCADORI L. 1'04.838
5	6	UTZIERI V. 1'20.484
6	55	ZERBI S. 1 Giro
7	25	GIULIANI A. 2 Giri
8	22	REZZONICO F. 3 Giri
RIT	9	BAIGUERA A. 15 Giri
NP	2	SAUTO V.
NP	12	ORSINI D.



AUTOSCOUT24
"Daniel Bonara"



Peroni Race Lotus Cup - Analisi Tempi Gara 2

Franciacorta 2.519 m

Start at 17:00'08.622

1 / 2

6 UTZIERI V. (1'20.275)							
Giro	Seq. 1	Seq. 2	Seq. 3	Seq. 4	T. Giro	km/h	Local Time
1	10.123	23.716	33.714	15.245	1'22.798	139.7	17:01'31.420
2	10.342	22.675	33.244	15.178	1'21.439	151.7	17:02'52.859
3	10.348	22.638	33.290	15.122	1'21.398	161.0	17:04'14.257
4	10.287	22.266	33.421	14.953	1'20.927	159.8	17:05'35.184
5	10.187	22.308	33.290	14.975	1'20.760	161.4	17:06'55.944
6	10.162	22.564	33.110	14.927	1'20.763	154.5	17:08'16.707
7	10.166	22.841	33.593	14.557	1'21.157	163.1	17:09'37.864
8	10.101	22.258	33.230	14.822	1'20.411	159.3	17:10'58.275
9	10.072	22.384	33.259	14.806	1'20.521	158.6	17:12'18.796
10	9.963	22.184	33.376	14.913	1'20.436	162.4	17:13'39.232
11	10.097	22.373	33.468	14.994	1'20.932	162.7	17:15'00.164
12	10.077	22.203	33.300	14.790	1'20.370	174.2	17:16'20.534
13	9.967	22.356	33.526	14.781	1'20.630	175.9	17:17'41.164
14	10.413	22.054	33.214	14.594	1'20.275	165.4	17:19'01.439
15	10.105	22.288	33.233	14.824	1'20.450	161.0	17:20'21.889
16	10.072	22.201	33.279	14.767	1'20.319	161.4	17:21'42.208
17	10.163	22.090	33.237	14.936	1'20.426	166.2	17:23'02.634
18	10.225	22.817	33.612	15.224	1'21.878	157.4	17:24'24.512
19	10.215	22.610	33.861	15.114	1'21.800	155.6	17:25'46.312
20	10.439	23.344	34.274	15.230	1'23.287	149.8	17:27'09.599

18	10.189	21.413	32.285	14.811	1'18.698	161.7	17:23'41.848
19	10.214	21.469	32.488	14.842	1'19.013	158.4	17:25'00.861
20	10.171	21.974	32.563	15.032	1'19.740	154.1	17:26'20.601

17 PASOTTI S. (1'16.807)							
Giro	Seq. 1	Seq. 2	Seq. 3	Seq. 4	T. Giro	km/h	Local Time
1	8.958	21.327	32.382	14.369	1'17.036	139.7	17:01'25.658
2	10.349	20.466	32.020	14.237	1'17.072	172.5	17:02'42.730
3	10.210	20.673	31.785	14.452	1'17.120	173.4	17:03'59.850
4	10.218	20.498	31.674	14.456	1'16.846	174.5	17:05'16.696
5	10.255	20.663	31.707	14.584	1'17.209	172.0	17:06'33.905
6	10.213	20.546	31.703	14.640	1'17.102	174.2	17:07'51.007
7	10.196	20.453	31.995	14.579	1'17.223	175.3	17:09'08.230
8	10.133	20.655	31.830	14.541	1'17.159	174.2	17:10'25.389
9	10.179	20.474	32.005	14.558	1'17.216	175.3	17:11'42.605
10	10.216	20.564	31.749	14.542	1'17.071	176.2	17:12'59.676
11	10.129	20.567	31.891	14.380	1'16.967	173.4	17:14'16.643
12	10.109	20.568	31.962	14.415	1'17.054	174.8	17:15'33.697
13	10.216	20.512	31.720	14.480	1'16.928	173.6	17:16'50.625
14	10.194	20.437	31.627	14.549	1'16.807	174.5	17:18'07.432
15	10.146	20.582	31.774	14.567	1'17.069	175.3	17:19'24.501
16	10.153	20.362	31.863	14.451	1'16.829	177.0	17:20'41.330
17	10.232	20.469	31.933	14.400	1'17.034	172.8	17:21'58.364
18	10.196	20.687	31.805	14.433	1'17.121	172.0	17:23'15.485
19	10.206	20.592	31.657	14.533	1'16.988	176.5	17:24'32.473
20	10.187	20.359	32.082	14.719	1'17.347	175.3	17:25'49.820

9 BAIGUERA A. (1'17.788)							
Giro	Seq. 1	Seq. 2	Seq. 3	Seq. 4	T. Giro	km/h	Local Time
1	9.909	22.175	32.171	14.640	1'18.895	152.8	17:01'27.517
2	10.006	20.865	32.358	14.559	1'17.788	170.3	17:02'45.305
3	10.114	21.196	32.210	14.454	1'17.974	176.5	17:04'03.279
4	10.012	21.105	32.591	14.492	1'18.200	171.4	17:05'21.479
5	10.058	21.025	40.630	22.137	1'33.850 P	175.6	17:06'55.329

22 REZZONICO F. (1'18.926)							
Giro	Seq. 1	Seq. 2	Seq. 3	Seq. 4	T. Giro	km/h	Local Time
1	10.130	22.840	33.374	15.605	1'21.949	151.3	17:01'30.571
2	10.485	22.380	33.201	14.842	1'20.908	155.4	17:02'51.479
3	10.137	22.165	33.385	15.460	1'21.147	162.4	17:04'12.626
4	10.397	21.958	32.598	14.867	1'19.820	166.7	17:05'32.446
5	10.212	21.471	33.486	14.960	1'20.129	171.7	17:06'52.575
6	10.431	21.645	33.062	14.878	1'20.016	173.4	17:08'12.591
7	10.192	21.504	33.328	14.669	1'19.693	177.9	17:09'32.284
8	10.122	21.496	32.791	14.662	1'19.071	170.3	17:10'51.355
9	10.039	21.342	33.071	14.731	1'19.183	173.1	17:12'10.538
10	10.061	23.000	34.027	14.971	1'22.059	171.4	17:13'32.597
11	10.104	21.680	33.097	14.803	1'19.684	177.6	17:14'52.281
12	10.303	21.848	32.636	14.873	1'19.660	166.7	17:16'11.941
13	10.203	21.585	32.909	14.692	1'19.389	171.7	17:17'31.330
14	10.122	21.729	33.114	15.111	1'20.076	170.9	17:18'51.406
15	10.163	21.305	32.779	14.679	1'18.926	176.5	17:20'10.332
16	10.136	24.674	33.657	15.113	1'23.580	175.3	17:21'33.912
17	10.350	21.392	33.580	15.259	1'20.581	175.3	17:22'54.493

11 NESPOLI F. (1'16.693)							
Giro	Seq. 1	Seq. 2	Seq. 3	Seq. 4	T. Giro	km/h	Local Time
1	8.584	21.395	31.822	14.391	1'16.192 P	144.2	17:01'24.814
2	10.005	20.936	31.649	14.238	1'16.828	172.0	17:02'41.642
3	9.932	21.004	31.879	14.479	1'17.294	169.5	17:03'58.936
4	9.898	20.733	31.654	14.408	1'16.693	173.4	17:05'15.629
5	9.984	20.936	31.736	14.689	1'17.345	171.7	17:06'32.974
6	10.054	20.768	31.740	14.445	1'17.007	172.2	17:07'49.981
7	9.900	20.854	32.147	14.486	1'17.387	176.5	17:09'07.368
8	9.905	20.962	31.668	14.437	1'16.972	176.8	17:10'24.340
9	9.911	20.893	31.891	14.534	1'17.229	177.6	17:11'41.569
10	9.900	21.108	31.837	14.383	1'17.228	174.5	17:12'58.797
11	9.890	20.927	32.065	14.469	1'17.351	174.8	17:14'16.148
12	9.910	20.796	31.733	14.435	1'16.874	175.3	17:15'33.022
13	9.892	20.808	31.607	14.443	1'16.750	172.5	17:16'49.772
14	9.933	20.749	31.676	14.386	1'16.704	172.5	17:18'06.476
15	9.941	20.603	32.044	14.347	1'16.975	170.3	17:19'23.451
16	9.889	20.680	32.291	14.451	1'17.311	174.2	17:20'40.762
17	9.919	20.691	31.967	14.370	1'16.947	173.6	17:21'57.709
18	9.970	20.795	31.893	14.414	1'17.072	177.0	17:23'14.781
19	9.992	20.906	31.795	14.386	1'17.079	177.9	17:24'31.860
20	9.864	20.694	32.279	14.418	1'17.255	177.6	17:25'49.115

25 GIULIANI A. (1'20.829)							
Giro	Seq. 1	Seq. 2	Seq. 3	Seq. 4	T. Giro	km/h	Local Time
1	10.528	23.913	34.347	15.520	1'24.308	156.1	17:01'32.930
2	10.839	22.798	34.190	15.345	1'23.172	149.2	17:02'56.102
3	10.572	22.800	34.061	15.278	1'22.711	151.0	17:04'18.813
4	10.356	23.135	34.072	15.342	1'22.905	152.3	17:05'41.718
5	10.427	22.779	34.151	15.328	1'22.685	156.7	17:07'04.403
6	10.429	22.722	34.020	14.967	1'22.138	157.9	17:08'26.541
7	10.393	22.813	33.613	15.058	1'21.877	154.5	17:09'48.418
8	10.366	22.362	34.185	15.095	1'22.008	162.7	17:11'10.426
9	10.468	22.522	33.626	15.354	1'21.970	162.4	17:12'32.396
10	10.345	22.194	33.554	15.225	1'21.318	158.1	17:13'53.714
11	10.350	22.082	33.583	15.168	1'21.183	161.4	17:15'14.897
12	10.241	22.144	33.271	15.818	1'21.474	166.7	17:16'36.371
13	10.651	22.335	33.900	15.230	1'22.116	154.5	17:17'58.487
14	10.317	22.130	33.071	15.311	1'20.829	161.0	17:19'19.316
15	10.329	22.746	34.296	16.028	1'23.399	161.9	17:20'42.715
16	10.462	22.626	33.749	15.228	1'22.065	150.4	17:22'04.780
17	10.293	22.195	33.374	15.290	1'21.152	162.2	17:23'25.932
18	10.414	22.128	33.333	15.293	1'21.168	155.6	17:24'47.100

15 GIUBERGIA G. (1'17.812)							
Giro	Seq. 1	Seq. 2	Seq. 3	Seq. 4	T. Giro	km/h	Local Time
1	9.145	21.838	32.406	14.365	1'17.754	142.7	17:01'26.376
2	10.069	21.060	32.382	14.697	1'18.208	163.1	17:02'44.584
3	10.220	21.156	32.065	14.371	1'17.812	164.4	17:04'02.396
4	10.161	21.199	32.174	14.506	1'18.040	160.7	17:05'20.436
5	10.069	21.452	32.605	14.619	1'18.745	162.2	17:06'39.181
6	10.111	21.195	32.138	14.557	1'18.001	161.2	17:07'57.182
7	10.041	21.332	32.632	14.757	1'18.762	170.6	17:09'15.944
8	10.171	21.359	32.118	14.807	1'18.455	158.8	17:10'34.399
9	10.149	2					



AUTODROMO DI FRANCIACORTA
"Daniel Bonara"



Franciacorta 2.519 m

Peroni Race

Lotus Cup - Analisi Tempi Gara 2

Start at 17:00'08.622

5	10.340	22.119	33.304	15.579	1'21.342	166.4	17:06'54.776
6	10.402	22.148	33.151	14.980	1'20.681	160.7	17:08'15.457
7	10.232	21.872	33.259	14.910	1'20.273	171.2	17:09'35.730
8	10.263	21.869	33.013	15.195	1'20.340	173.9	17:10'56.070
9	10.267	21.646	33.493	15.076	1'20.482	169.8	17:12'16.552
10	10.217	21.637	33.261	15.032	1'20.147	168.0	17:13'36.699
11	10.197	21.945	34.056	15.144	1'21.342	175.6	17:14'58.041
12	10.216	21.883	33.206	14.948	1'20.253	171.7	17:16'18.294
13	10.159	21.813	33.239	14.859	1'20.070	172.2	17:17'38.364
14	10.238	21.864	33.419	15.097	1'20.618	172.0	17:18'58.982
15	10.239	22.282	33.399	14.974	1'20.894	164.9	17:20'19.876
16	10.559	21.702	32.753	15.065	1'20.079	168.5	17:21'39.955
17	10.227	22.075	33.848	15.130	1'21.280	170.9	17:23'01.235
18	10.729	25.213	35.651	15.760	1'27.353	160.2	17:24'28.588
19	11.435	26.639	37.025	17.045	1'32.144	154.5	17:26'00.732

74 FLACCADORI L. (1'18.887)

Giro	Seg. 1	Seg. 2	Seg. 3	Seg. 4	T. Giro	km/h	Local Time
1	9.645	23.553	33.590	15.425	1'22.213	148.8	17:01'30.835
2	10.144	21.885	32.470	14.388	1'18.887	161.2	17:02'49.722
3	9.975	22.296	32.750	14.680	1'19.701	167.2	17:04'09.423
4	10.111	22.024	32.788	14.659	1'19.582	158.1	17:05'29.005
5	10.073	22.383	33.152	14.874	1'20.482	157.7	17:06'49.487
6	10.152	22.148	32.778	14.626	1'19.704	166.9	17:08'09.191
7	10.071	22.092	32.951	14.709	1'19.823	163.9	17:09'29.014
8	10.052	22.125	32.790	14.715	1'19.682	160.0	17:10'48.696
9	10.002	22.056	32.792	14.683	1'19.533	161.4	17:12'08.229
10	10.114	21.680	32.586	14.710	1'19.090	167.7	17:13'27.319
11	10.055	22.180	32.725	14.727	1'19.687	160.5	17:14'47.006
12	10.071	22.176	32.807	14.743	1'19.797	159.5	17:16'06.803
13	10.046	22.104	33.028	14.707	1'19.885	162.7	17:17'26.688
14	10.105	22.075	32.879	14.856	1'19.915	161.9	17:18'46.603
15	10.149	22.251	33.185	14.747	1'20.332	161.9	17:20'06.935
16	10.063	22.116	32.884	14.799	1'19.862	166.2	17:21'26.797
17	10.160	22.538	33.243	14.939	1'20.880	153.8	17:22'47.677
18	10.137	22.325	33.432	14.840	1'20.734	160.7	17:24'08.411
19	10.327	22.740	33.838	15.165	1'22.070	159.1	17:25'30.481
20	10.167	23.248	34.463	15.594	1'23.472	160.5	17:26'53.953



AUTODROMO DI FRANCIACORTA
"Dante Bonara"



Franciacorta 2.519 m

Peroni Race

Lotus Cup - Velocità Gara 2

CLASSIFICA

1	11 NESPOLI Franco	Lotus Cup	Giri 20
2	17 PASOTTI Stefano	Lotus Cup	0.705
3	15 GIUBERGIA Giacomo	Lotus Cup	31.486
4	74 FLACCADORI Luca	Lotus Cup	1'04.838
5	6 UTZIERI Vito	Lotus Cup	1'20.484
6	55 ZERBI Stefano	Lotus Cup	1 Giro
7	25 GIULIANI Andrea	Lotus Cup	2 Giri
8	22 REZZONICO Fabio	Lotus Cup	3 Giri
RIT	9 BAIGUERA Andrea	Lotus Cup	15 Giri
NP	2 SAUTO Vincenzo	Lotus Cup	
NP	12 ORSINI Dario	Lotus Cup	

SPEED

1	11 NESPOLI Franco	Lotus Cup	177.9
2	22 REZZONICO Fabio	Lotus Cup	177.9
3	17 PASOTTI Stefano	Lotus Cup	177.0
4	9 BAIGUERA Andrea	Lotus Cup	176.5
5	6 UTZIERI Vito	Lotus Cup	175.9
6	55 ZERBI Stefano	Lotus Cup	175.6
7	15 GIUBERGIA Giacomo	Lotus Cup	170.9
8	74 FLACCADORI Luca	Lotus Cup	167.7
9	25 GIULIANI Andrea	Lotus Cup	166.7

SEG. 1

1	11 NESPOLI Franco	8.584
2	17 PASOTTI Stefano	8.958
3	15 GIUBERGIA Giacom	9.145
4	55 ZERBI Stefano	9.498
5	74 FLACCADORI Luca	9.645
6	9 BAIGUERA Andrea	9.909
7	6 UTZIERI Vito	9.963
8	22 REZZONICO Fabio	10.039
9	25 GIULIANI Andrea	10.241

SEG. 2

1	17 PASOTTI Stefano	20.359
2	11 NESPOLI Franco	20.643
3	9 BAIGUERA Andrea	20.865
4	15 GIUBERGIA Giacom	21.052
5	22 REZZONICO Fabio	21.305
6	55 ZERBI Stefano	21.637
7	74 FLACCADORI Luca	21.680
8	6 UTZIERI Vito	22.054
9	25 GIULIANI Andrea	22.082

SEG. 3

1	11 NESPOLI Franco	31.607
2	17 PASOTTI Stefano	31.627
3	15 GIUBERGIA Giacom	32.065
4	9 BAIGUERA Andrea	32.171
5	74 FLACCADORI Luca	32.470
6	22 REZZONICO Fabio	32.598
7	55 ZERBI Stefano	32.753
8	25 GIULIANI Andrea	33.071
9	6 UTZIERI Vito	33.110

SEG. 4

1	17 PASOTTI Stefano	14.237
2	11 NESPOLI Franco	14.238
3	15 GIUBERGIA Giacom	14.365
4	74 FLACCADORI Luca	14.388
5	9 BAIGUERA Andrea	14.454
6	6 UTZIERI Vito	14.557
7	22 REZZONICO Fabio	14.662
8	55 ZERBI Stefano	14.859
9	25 GIULIANI Andrea	14.967