



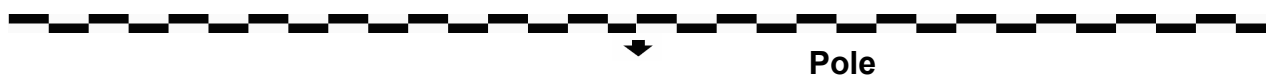
# LOTUS CUP

## Peroni Racing Weekend

### Race 1 (25')

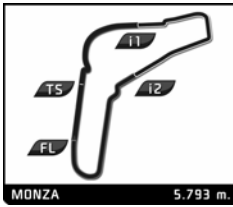
### Starting Grid

2:11.092 <b>Fabio RADICE</b>	PIRELLI CUP JOHNNY RAPINA	73	- 8 -	22	PIRELLI CUP CIPRIANI MOTORSPORT	Paolo FERRARESI	2:15.267
2:07.819 <b>Stefano ZERBI</b>	PIRELLI CUP JOHNNY RAPINA	55	- 7 -	7	DIEGI MOTORSPORT	Giampiero CRISTONI	2:08.137
2:07.189 <b>MARK SPEAKERWAS</b>	DIEGI MOTORSPORT	12	- 6 -	6	PIRELLI CUP ADV MOTORSPORT	Vito UTZIERI	2:07.793
2:07.005 <b>Giacomo GIUBERGIA</b>	PELLIN RACING	15	- 5 -	11	CIPRIANI MOTORSPORT	Franco NESPOLI	2:07.161
2:06.107 <b>Filippo MANASSERO</b>	PIRELLI CUP PELLIN RACING	79	- 4 -	80	PIRELLI CUP LG MOTORSPORT	Jürgen HEIDENHOFER	2:06.727
2:05.427 <b>Matteo DEFLORIAN</b>	PIRELLI ROOKIE DIEGI MOTORSPORT	33	- 3 -	72	PIRELLI ROOKIE LG MOTORSPORT	Nicolò LIANA	2:05.522
2:05.025 <b>Michael CORDINI</b>	PIRELLI ROOKIE BEFED	32	- 2 -	48	CIPRIANI MOTORSPORT	Matteo ZUCCHI	2:05.264
			- 1 -	95	PIRELLI CUP DIEGI MOTORSPORT	Francesco GUERRA	2:04.971



Stewards:	Timekeeper:
-----------	-------------





# LOTUS CUP

## Peroni Racing Weekend

### Race 1 ((25'))

### Classification

Drivers	Team	Vehicle	Class	Laps	Total Time	Gap	Kph	Best Lap	
								Lap	Time Kph
1 95 Francesco GUERRA	DIEGI MOTORSPORT	Lotus Elise Cup	PIRELLI CUP	12	25:07.230	-	166.0	8	2:05.129 166.7
2 32 Michael CORDINI	BEFED	Lotus Elise Cup	PIRELLI ROOKIE	12	25:19.157	+11.927	164.7	7	2:05.708 165.9
3 79 Filippo MANASSERO	PELLIN RACING	Lotus Elise Cup	PIRELLI CUP	12	25:24.959	+17.729	164.1	3	2:05.893 165.7
4 15 Giacomo GIUBERGIA	PELLIN RACING	Lotus Elise Cup		12	25:26.413	+19.183	164.0	6	2:05.478 166.2
5 6 Vito UTZIERI	ADV MOTORSPORT	Lotus Elise Cup	PIRELLI CUP	12	25:32.732	+25.502	163.3	10	2:06.439 164.9
6 12 MARK SPEAKERWAS	DIEGI MOTORSPORT	Lotus Elise Cup		12	25:34.531	+27.301	163.1	10	2:06.293 165.1
7 80 Luca SILVA/Jürgen HEIDENHOFER	LG MOTORSPORT	Lotus Elise Cup	PIRELLI CUP	12	25:35.386	+28.156	163.0	3	2:06.206 165.2
8 7 Giampiero CRISTONI	DIEGI MOTORSPORT	Lotus Elise Cup		12	25:37.084	+29.854	162.8	2	2:06.726 164.6
9 55 Stefano ZERBI	JOHNNY RAPINA	Lotus Elise Cup	PIRELLI CUP	12	25:47.179	+39.949	161.8	6	2:07.160 164.0
10 22 Paolo FERRARESI	CIPRIANI MOTORSPORT	Lotus Elise Cup	PIRELLI CUP	12	27:06.184	+1:58.954	153.9	10	2:13.884 155.8
11 72 Nicolò LIANA	LG MOTORSPORT	Lotus Elise Cup	PIRELLI ROOKIE	12	27:14.206	+2:06.976	153.1	3	2:05.931 165.6
12 73 Fabio RADICE/Giuseppe DE VIRGILIO	JOHNNY RAPINA	Lotus Elise Cup	PIRELLI CUP	11	25:23.671	1 Lap	150.6	2	2:09.218 161.4
13 11 Franco NESPOLI	CIPRIANI MOTORSPORT	Lotus Elise Cup		10	21:19.401	2 Laps	163.0	3	2:05.913 165.6
<b>Not classified:</b>									
33 Matteo DEFLORIAN	DIEGI MOTORSPORT	Lotus Elise Cup	PIRELLI ROOKIE	6	12:45.308			3	2:05.945 165.6
48 Matteo ZUCCHI	CIPRIANI MOTORSPORT	Lotus Elise Cup		3	6:21.583			2	2:06.478 164.9

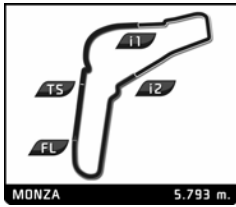
<b>Pole Position</b>	F. GUERRA	2:04.971	166.9 Kph
<b>Fastest Lap</b>	Lap 8 Francesco GUERRA	2:05.129	166.7 Kph

Published at: .....

Track Status: **DRY**

<b>Stewards:</b>	<b>Timekeeper:</b>
------------------	--------------------





# LOTUS CUP

## Peroni Racing Weekend

### Race 1

### Classification by Class

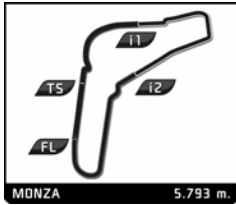
Nr. Drivers	Team	Car	Laps	Total Time	Gap	Kph	Best Lap		
							Lap	Time Kph	
<b>PIRELLI CUP</b>									
1	95 F. GUERRA	DIEGI MOTORSPORT	Lotus Elise Cup	12	<b>25:07.230</b>		166.0	8	<b>2:05.129</b> 166.7
2	79 F. MANASSERO	PELLIN RACING	Lotus Elise Cup	12	<b>25:24.959</b>	+17.729	164.1	3	<b>2:05.893</b> 165.7
3	6 V. UTZIERI	ADV MOTORSPORT	Lotus Elise Cup	12	<b>25:32.732</b>	+25.502	163.3	10	<b>2:06.439</b> 164.9
4	80 L. SILVA / J. HEIDENHOFER	LG MOTORSPORT	Lotus Elise Cup	12	<b>25:35.386</b>	+28.156	163.0	3	<b>2:06.206</b> 165.2
5	55 S. ZERBI	JOHNNY RAPINA	Lotus Elise Cup	12	<b>25:47.179</b>	+39.949	161.8	6	<b>2:07.160</b> 164.0
6	22 P. FERRARESI	CIPRIANI MOTORSPORT	Lotus Elise Cup	12	<b>27:06.184</b>	+1:58.954	153.9	10	<b>2:13.884</b> 155.8
7	73 F. RADICE / G. DE VIRGILIO	JOHNNY RAPINA	Lotus Elise Cup	11	<b>25:23.671</b>	1 Laps	150.6	2	<b>2:09.218</b> 161.4
<b>PIRELLI ROOKIE</b>									
1	32 M. CORDINI	BEFED	Lotus Elise Cup	12	<b>25:19.157</b>		164.7	7	<b>2:05.708</b> 165.9
2	72 N. LIANA	LG MOTORSPORT	Lotus Elise Cup	12	<b>27:14.206</b>	+1:55.049	153.1	3	<b>2:05.931</b> 165.6
<b>Not classified:</b>									
	33 M. DEFLORIAN	DIEGI MOTORSPORT	Lotus Elise Cup	6	<b>12:45.308</b>			3	<b>2:05.945</b> 165.6

Published at: .....

Track Status: **DRY**

Stewards:	Timekeeper:
-----------	-------------





**LOTUS CUP**  
Peroni Racing Weekend  
Race 1

Classification by Group

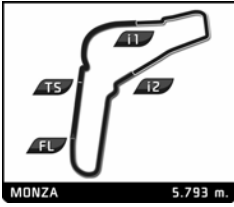
Nr. Drivers	Team	Car	Cl	Laps	Total Time	Gap	Kph	Best Lap			
								Lap	Time Kph		
<b>OVER 50</b>											
1	6 V. UTZIERI	ADV MOTORSPORT	Lotus Elise Cup	PIRELLI CUP	12	<b>25:32.732</b>	163.3	10	<b>2:06.439</b>	164.9	
2	12 . MARK SPEAKERWAS	DIEGI MOTORSPORT	Lotus Elise Cup		12	<b>25:34.531</b>	+1.799	163.1	10	<b>2:06.293</b>	165.1
3	7 G. CRISTONI	DIEGI MOTORSPORT	Lotus Elise Cup		12	<b>25:37.084</b>	+4.352	162.8	2	<b>2:06.726</b>	164.6
4	22 P. FERRARESI	CIPRIANI MOTORSPORT	Lotus Elise Cup	PIRELLI CUP	12	<b>27:06.184</b>	+1'33.452	153.9	10	<b>2:13.884</b>	155.8
5	11 F. NESPOLI	CIPRIANI MOTORSPORT	Lotus Elise Cup		10	<b>21:19.401</b>	2 Laps	163.0	3	<b>2:05.913</b>	165.6

Published at: .....

Track Status: **DRY**

Stewards:	Timekeeper:
-----------	-------------






**LOTUS CUP**  
Peroni Racing Weekend  
Race 1

Lap Chart

LAP

Nr	Pos	Grid	1	2	3	4	5	6	7	8	9	10	11	12
95	1	95	95	95	95	95	95	95	95	95	95	95	95	95
32	2	32	32	32	32	32	32	32	32	32	32	32	32	32
48	3	48	33	48	72	79	79	79	79	79	79	79	79	79
33	4	33	48	72	33	72	33	15	15	15	15	15	15	15
72	5	72	72	33	48	33	15	33	12	80	6	6	6	6
79	6	79	79	79	79	15	12	11	80	12	11	11	12	12
80	7	80	11	12	15	12	11	12	11	6	12	12	80	80
15	8	15	12	15	12	11	72	80	6	11	7	80	7	7
11	9	11	6	11	11	6	80	6	7	7	80	7	55	55
12	10	12	15	6	6	7	6	7	55	55	55	55	22	22
6	11	6	7	7	7	80	7	72	72	22	22	22	72	72
55	12	55	55	80	80	55	55	55	73	72	72	72	73	
7	13	7	80	55	55	22	22	73	22	73	73			
73	14	73	73	73	22	73	73	22						
22	15	22	22	22	73									





# LOTUS CUP

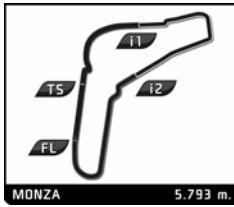
## Peroni Racing Weekend

### Race 1

### Best Sector Times

SECTOR 1			SECTOR 2			SECTOR 3			Pos	Team	CI	Ideal Lap	Best Lap
Pos	Driver	Time	Driver	Time	Driver	Time	Pos	Team					
1	6 V.UTZIERI	39.511	95 F.GUERRA	42.072	15 G.GIUBERGIA	42.750	1	95 DIEGI MOTORSPORT	PIRELLI CUP	2:04.908	2:05.129	(1)	
2	15 G.GIUBERGIA	39.706	32 M.CORDINI	42.426	95 F.GUERRA	42.924	2	15 PELLIN RACING		2:05.026	2:05.478	(2)	
3	32 M.CORDINI	39.794	33 M.DEFLORIAN	42.441	12 MARK SPEAKERWAS	42.971	3	32 BEFED	PIRELLI ROOKIE	2:05.310	2:05.708	(3)	
4	11 F.NESPOLI	39.868	79 F.MANASSERO	42.490	33 M.DEFLORIAN	43.000	4	33 DIEGI MOTORSPORT	PIRELLI ROOKIE	2:05.571	2:05.945	(7)	
5	80 J.HEIDENHOFER	39.900	72 N.LIANA	42.515	48 M.ZUCCHI	43.046	5	11 CIPRIANI MOTORSPORT		2:05.609	2:05.913	(5)	
6	95 F.GUERRA	39.912	11 F.NESPOLI	42.560	32 M.CORDINI	43.090	6	72 LG MOTORSPORT	PIRELLI ROOKIE	2:05.643	2:05.931	(6)	
7	7 G.CRISTONI	39.936	15 G.GIUBERGIA	42.570	80 J.HEIDENHOFER	43.093	7	80 LG MOTORSPORT	PIRELLI CUP	2:05.675	2:06.206	(8)	
8	12 MARK SPEAKERWAS	39.998	48 M.ZUCCHI	42.620	72 N.LIANA	43.123	8	12 DIEGI MOTORSPORT		2:05.711	2:06.293	(9)	
9	72 N.LIANA	40.005	80 J.HEIDENHOFER	42.682	79 F.MANASSERO	43.170	9	79 PELLIN RACING	PIRELLI CUP	2:05.747	2:05.893	(4)	
10	79 F.MANASSERO	40.087	12 MARK SPEAKERWAS	42.742	11 F.NESPOLI	43.181	10	48 CIPRIANI MOTORSPORT		2:05.905	2:06.478	(11)	
11	33 M.DEFLORIAN	40.130	6 V.UTZIERI	42.901	7 G.CRISTONI	43.498	11	6 ADV MOTORSPORT	PIRELLI CUP	2:05.922	2:06.439	(10)	
12	48 M.ZUCCHI	40.239	7 G.CRISTONI	42.913	6 V.UTZIERI	43.510	12	7 DIEGI MOTORSPORT		2:06.347	2:06.726	(12)	
13	55 S.ZERBI	40.350	55 S.ZERBI	42.925	55 S.ZERBI	43.601	13	55 JOHNNY RAPINA	PIRELLI CUP	2:06.876	2:07.160	(13)	
14	73 F.RADICE	41.165	73 F.RADICE	43.939	73 F.RADICE	44.114	14	73 JOHNNY RAPINA	PIRELLI CUP	2:09.218	2:09.218	(14)	
15	22 P.FERRARESI	41.690	22 P.FERRARESI	45.388	22 P.FERRARESI	45.994	15	22 CIPRIANI MOTORSPORT	PIRELLI CUP	2:13.072	2:13.884	(15)	





# LOTUS CUP


## Peroni Racing Weekend

### Race 1

### Fastest Lap Sequence

Practice Time	Team	Car	Class	Driver	Time	Kph	
4:11.372	95 DIEGI MOTORSPORT	Lotus Elise Cup	PIRELLI C	Francesco GUERRA	2:05.919	165.6	2
6:17.077	95 DIEGI MOTORSPORT	Lotus Elise Cup	PIRELLI C	Francesco GUERRA	2:05.705	165.9	3
8:22.286	95 DIEGI MOTORSPORT	Lotus Elise Cup	PIRELLI C	Francesco GUERRA	2:05.209	166.6	4
16:43.925	95 DIEGI MOTORSPORT	Lotus Elise Cup	PIRELLI C	Francesco GUERRA	2:05.129	166.7	8





# LOTUS CUP

## Peroni Racing Weekend

### Race 1


### Analysis by lap

Lapped

Nr	Lap Time	Gap	Nr	Lap Time	Gap	Nr	Lap Time	Gap	Nr	Lap Time	Gap	Nr	Lap Time	Gap
Lap 1			72	2:10.286	8.909	73	2:12.271	1:07.782	7	2:07.938	28.548			
95	2:05.453		33	2:10.262	9.451	22	2:13.993	1:12.344	55	2:09.297	36.301			
32	2:06.738	1.285	15	2:07.410	9.720	Lap 8			22	2:15.187	1:49.257			
33	2:07.106	1.653	12	2:07.654	10.249	95	2:05.129		72	2:11.022	2:02.446			
48	2:08.160	2.707	11	2:07.859	10.809	32	2:06.981	6.131	Lap 12					
72	2:08.665	3.212	6	2:07.472	12.084	79	2:06.560	12.019	95	2:06.231				
79	2:09.755	4.302	7	2:07.705	12.878	15	2:08.077	15.015	32	2:06.844	11.927			
11	2:10.015	4.562	80	2:06.714	13.041	80	2:07.971	18.906	73	2:14.072	1 Lap			
12	2:11.089	5.636	55	2:08.579	20.029	12	2:09.028	19.316	79	2:07.512	17.729			
6	2:12.285	6.832	22	2:16.195	43.711	6	2:07.694	20.400	15	2:07.269	19.183			
15	2:12.410	6.957	73	2:12.541	48.654	11	2:09.769	21.465	6	2:07.614	25.502			
7	2:13.442	7.989	Lap 5			7	2:07.814	21.485	12	2:06.936	27.301			
55	2:15.330	9.877	95	2:05.601		55	2:07.680	28.403	80	2:07.170	28.156			
80	2:15.697	10.244	32	2:05.817	3.340	22	2:14.654	1:21.869	7	2:07.537	29.854			
73	2:15.912	10.459	79	2:06.412	9.103	72	3:25.383	1:52.122	55	2:09.879	39.949			
22	2:20.599	15.146	33	2:06.108	9.958	73	2:51.665	1:54.318	22	2:15.928	1:58.954			
Lap 2			15	2:06.530	10.649	Lap 9			72	2:10.761	2:06.976			
95	2:05.919		12	2:06.921	11.569	95	2:05.801							
32	2:06.435	1.801	11	2:07.185	12.393	32	2:07.751	8.081						
48	2:06.478	3.266	72	2:10.315	13.623	79	2:07.398	13.616						
72	2:06.313	3.606	80	2:06.374	13.814	15	2:06.945	16.159						
33	2:08.424	4.158	6	2:07.480	13.963	6	2:07.558	22.157						
79	2:06.653	5.036	7	2:07.532	14.809	11	2:07.725	23.389						
12	2:06.699	6.416	55	2:07.215	21.643	12	2:10.220	23.735						
15	2:06.359	7.397	22	2:15.110	53.220	7	2:08.443	24.127						
11	2:09.308	7.951	73	2:11.760	54.813	80	2:11.228	24.333						
6	2:07.568	8.481	Lap 6			55	2:07.522	30.124						
7	2:06.726	8.796	95	2:05.379		22	2:15.391	1:31.459						
80	2:06.710	11.035	32	2:06.140	4.101	72	2:06.983	1:53.304						
55	2:09.621	13.579	79	2:06.118	9.842	73	2:14.510	2:03.027						
73	2:09.218	13.758	15	2:05.478	10.748	Lap 10								
22	2:14.143	23.370	33	2:07.463	12.042	95	2:05.521							
Lap 3			11	2:06.667	13.681	32	2:07.724	10.284						
95	2:05.705		12	2:07.943	14.133	79	2:07.179	15.274						
32	2:06.315	2.411	80	2:06.692	15.127	15	2:06.692	17.330						
72	2:05.931	3.832	6	2:07.578	16.162	6	2:06.439	23.075						
33	2:05.945	4.398	7	2:07.574	17.004	11	2:06.286	24.154						
48	2:06.945	4.506	72	2:09.871	18.115	12	2:06.293	24.507						
79	2:05.893	5.224	55	2:07.160	23.424	80	2:06.388	25.200						
15	2:05.827	7.519	73	2:11.607	1:01.041	7	2:07.756	26.362						
12	2:07.093	7.804	22	2:16.040	1:03.881	55	2:08.153	32.756						
11	2:05.913	8.159	Lap 7			22	2:13.884	1:39.822						
6	2:07.045	9.821	95	2:05.530		72	2:09.393	1:57.176						
7	2:07.291	10.382	32	2:05.708	4.279	Lap 11								
80	2:06.206	11.536	79	2:06.276	10.588	95	2:05.752							
55	2:08.785	16.659	15	2:06.849	12.067	73	2:16.846	1 Lap						
22	2:15.060	32.725	12	2:06.814	15.417	32	2:06.782	11.314						
73	2:33.269	41.322	80	2:06.467	16.064	79	2:06.926	16.448						
Lap 4			11	2:08.674	16.825	15	2:06.567	18.145						
95	2:05.209		6	2:07.203	17.835	6	2:06.796	24.119						
32	2:05.922	3.124	7	2:07.326	18.800	12	2:07.841	26.596						
79	2:08.277	8.292	55	2:07.958	25.852	80	2:07.769	27.217						
			72	2:19.283	31.868									







# LOTUS CUP

## Peroni Racing Weekend

### Race 1

## Sector Analysis

Personal Best Session Best B Crossing the finish line in pit lane

Lap	Time	Sector 1	Sector 2	Sector 3	T. Spd	Elapsed	Lap	Time	Sector 1	Sector 2	Sector 3	T. Spd	Elapsed
<b>6</b>	<b>ADV MOTORSPORT</b> 1.Vito UTZIERI Lotus Elise Cup PIRELLI CUP						12	2:06.936	40.700	42.804	43.432	223.7	25:34.531
1	2:12.285	42.328	45.928	44.029	174.5	2:12.285	<b>15</b>	2:12.410	43.788	45.282	43.340	188.1	2:12.410
2	2:07.568	40.304	43.754	<b>43.510</b>	226.0	4:19.853	1	2:06.359	40.080	42.872	43.407	237.9	4:18.769
3	2:07.045	39.997	43.408	43.640	231.8	6:26.898	2	2:05.827	39.851	<b>42.570</b>	43.406	233.8	6:24.596
4	2:07.472	40.106	43.562	43.804	230.8	8:34.370	3	2:07.410	41.081	42.956	<b>43.373</b>	233.8	8:32.006
5	2:07.480	40.115	43.579	43.786	209.5	10:41.850	4	2:06.530	40.377	43.403	<b>42.750</b>	235.3	10:38.536
6	2:07.578	40.421	43.492	43.665	222.8	12:49.428	5	<b>2:05.478</b>	<b>39.706</b>	42.747	43.025	234.8	12:44.014
7	2:07.203	<b>39.511</b>	43.967	43.725	235.8	14:56.631	6	2:06.849	39.847	43.136	43.866	231.8	14:50.863
8	2:07.694	40.082	43.848	43.764	228.9	17:04.325	7	2:08.077	40.347	43.734	43.996	229.9	16:58.940
9	2:07.558	40.042	43.256	44.260	231.3	19:11.883	8	2:06.945	40.057	42.979	43.909	232.3	19:05.885
10	<b>2:06.439</b>	39.841	<b>42.901</b>	43.697	234.8	21:18.322	9	2:06.692	39.821	43.296	43.575	230.8	21:12.577
11	2:06.796	39.748	42.930	44.118	234.8	23:25.118	10	2:06.567	40.086	42.815	43.666	232.3	23:19.144
12	2:07.614	39.944	43.497	44.173	234.3	25:32.732	11	2:07.269	40.301	43.187	43.781	222.3	25:26.413
<b>7</b>	<b>DIEGI MOTORSPORT</b> 1.Giampiero CRISTONI Lotus Elise Cup						<b>22</b>	<b>CIPRIANI MOTORSPORT</b> 1.Paolo FERRARESI Lotus Elise Cup PIRELLI CUP					
1	2:13.442	45.000	44.896	43.546	180.6	2:13.442	1	2:20.599	47.559	46.860	46.180	156.7	2:20.599
2	<b>2:06.726</b>	<b>39.936</b>	43.292	<b>43.498</b>	233.8	4:20.168	2	2:14.143	<b>41.690</b>	45.775	46.678	223.2	4:34.742
3	2:07.291	40.293	43.460	43.538	236.3	6:27.459	3	2:15.060	41.871	46.384	46.805	214.9	6:49.802
4	2:07.705	40.513	43.388	43.804	234.3	8:35.164	4	2:16.195	44.223	45.978	<b>45.994</b>	167.0	9:05.997
5	2:07.532	40.864	<b>42.913</b>	43.755	227.4	10:42.696	5	2:15.110	42.229	46.448	46.433	222.8	11:21.107
6	2:07.574	40.876	42.955	43.743	231.3	12:50.270	6	2:16.040	44.574	45.438	46.028	221.4	13:37.147
7	2:07.326	40.146	43.149	44.031	233.8	14:57.596	7	2:13.993	41.814	45.999	46.180	222.3	15:51.140
8	2:07.814	40.363	43.597	43.854	231.3	17:05.410	8	2:14.654	41.921	<b>45.388</b>	47.345	224.2	18:05.794
9	2:08.443	41.115	43.194	44.134	230.3	19:13.853	9	2:15.391	42.172	46.418	46.801	223.2	20:21.185
10	2:07.756	40.919	43.236	43.601	235.3	21:21.609	10	<b>2:13.884</b>	41.930	45.692	46.262	220.5	22:35.069
11	2:07.938	40.837	43.267	43.834	233.8	23:29.547	11	2:15.187	42.066	46.379	46.742	222.8	24:50.256
12	2:07.537	40.307	43.291	43.939	230.3	25:37.084	12	2:15.928	42.002	47.026	46.900	220.1	27:06.184
<b>11</b>	<b>CIPRIANI MOTORSPORT</b> 1.Franco NESPOLI Lotus Elise Cup						<b>32</b>	<b>BEFED</b> 1.Michael CORDINI Lotus Elise Cup RELLI ROOKIE					
1	2:10.015	42.278	43.944	43.793	190.4	2:10.015	1	2:06.738	40.115	43.228	43.395	184.9	2:06.738
2	2:09.308	40.768	44.560	43.980	233.8	4:19.323	2	2:06.435	40.225	43.041	43.169	228.4	4:13.173
3	<b>2:05.913</b>	39.891	<b>42.560</b>	43.462	233.8	6:25.236	3	2:06.315	40.435	42.626	43.254	230.8	6:19.488
4	2:07.859	41.047	43.513	43.299	216.6	8:33.095	4	2:05.922	39.992	42.840	<b>43.090</b>	231.8	8:25.410
5	2:07.185	40.077	43.498	43.610	234.3	10:40.280	5	2:05.817	39.911	42.732	43.174	231.3	10:31.227
6	2:06.667	<b>39.868</b>	43.618	<b>43.181</b>	233.8	12:46.947	6	2:06.140	39.996	42.709	43.435	232.3	12:37.367
7	2:08.674	40.484	44.894	43.296	233.3	14:55.621	7	<b>2:05.708</b>	39.941	<b>42.426</b>	43.341	231.8	14:43.075
8	2:09.769	40.270	46.055	43.444	232.3	17:05.390	8	2:06.981	<b>39.794</b>	43.393	43.794	232.3	16:50.056
9	2:07.725	40.765	42.732	44.228	228.4	19:13.115	9	2:07.751	40.361	43.675	43.715	232.3	18:57.807
10	2:06.286	40.220	42.636	43.430	230.8	21:19.401	10	2:07.724	40.152	43.500	44.072	231.3	21:05.531
<b>12</b>	<b>DIEGI MOTORSPORT</b> 1. MARK SPEAKERWAS Lotus Elise Cup						11	2:06.782	40.104	43.144	43.534	228.9	23:12.313
1	2:11.089	43.619	44.134	43.336	179.1	2:11.089	12	2:06.844	39.942	42.673	44.229	230.8	25:19.157
2	2:06.699	40.187	43.541	<b>42.971</b>	230.8	4:17.788	<b>33</b>	<b>DIEGI MOTORSPORT</b> 1.Matteo DEFLORIAN Lotus Elise Cup RELLI ROOKIE					
3	2:07.093	40.442	43.002	43.649	228.9	6:24.881	1	2:07.106	40.459	43.006	43.641	179.4	2:07.106
4	2:07.654	41.297	43.235	43.122	236.3	8:32.535	2	2:08.424	<b>40.130</b>	45.280	43.014	232.8	4:15.530
5	2:06.921	40.497	43.020	43.404	232.3	10:39.456	3	<b>2:05.945</b>	40.194	<b>42.441</b>	43.310	233.8	6:21.475
6	2:07.943	40.438	44.359	43.146	230.3	12:47.399	4	2:10.262	44.065	42.843	43.354	233.3	8:31.737
7	2:06.814	<b>39.998</b>	43.306	43.510	235.8	14:54.213	5	2:06.108	40.486	42.622	<b>43.000</b>	228.9	10:37.845
8	2:09.028	41.481	44.281	43.266	226.0	17:03.241	6	2:07.463	40.344	43.679	43.440	228.4	12:45.308
9	2:10.220	40.622	<b>42.742</b>	46.856	235.3	19:13.461							
10	<b>2:06.293</b>	40.157	42.771	43.365	235.8	21:19.754							
11	2:07.841	41.165	42.862	43.814	236.3	23:27.595							





# LOTUS CUP

## Peroni Racing Weekend

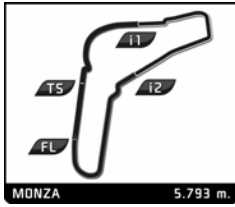
### Race 1

### Sector Analysis

Personal Best Session Best B Crossing the finish line in pit lane

Lap	Time	Sector 1	Sector 2	Sector 3	T. Spd	Elapsed	Lap	Time	Sector 1	Sector 2	Sector 3	T. Spd	Elapsed
<b>48</b> CIPRIANI MOTORSPORT Lotus Elise Cup 1. Matteo ZUCCHI													
1	2:08.160	41.763	43.227	43.170	181.8	2:08.160	5	2:06.412	40.354	42.781	43.277	226.5	10:36.990
2	<b>2:06.478</b>	40.403	43.029	<b>43.046</b>	232.3	4:14.638	6	2:06.118	40.229	42.540	43.349	227.9	12:43.108
3	2:06.945	<b>40.239</b>	<b>42.620</b>	44.086	229.9	6:21.583	7	2:06.276	40.303	42.579	43.394	227.9	14:49.384
<b>55</b> JOHNNY RAPINA Lotus Elise Cup 1. Stefano ZERBI PIRELLI CUP													
1	2:15.330	44.548	45.318	45.464	188.1	2:15.330	8	2:06.560	40.267	42.664	43.629	227.9	16:55.944
2	2:09.621	40.966	44.294	44.361	230.8	4:24.951	9	2:07.398	40.353	43.058	43.987	229.4	19:03.342
3	2:08.785	40.739	43.740	44.306	231.3	6:33.736	10	2:07.179	40.262	43.027	43.890	229.4	21:10.521
4	2:08.579	41.454	43.241	43.884	216.1	8:42.315	11	2:06.926	40.466	42.875	43.585	229.9	23:17.447
5	2:07.215	40.399	43.122	43.694	229.9	10:49.530	12	2:07.512	40.198	43.086	44.228	229.4	25:24.959
6	<b>2:07.160</b>	40.378	43.125	43.657	230.3	12:56.690							
7	2:07.958	40.375	43.982	<b>43.601</b>	231.3	15:04.648							
8	2:07.680	<b>40.350</b>	43.416	43.914	229.9	17:12.328							
9	2:07.522	40.550	<b>42.925</b>	44.047	230.8	19:19.850							
10	2:08.153	40.470	43.650	44.033	230.3	21:28.003							
11	2:09.297	40.807	43.666	44.824	229.4	23:37.300							
12	2:09.879	40.919	44.148	44.812	225.1	25:47.179							
<b>72</b> LG MOTORSPORT Lotus Elise Cup 1. Nicolò LIANA RELL ROOKIE													
1	2:08.665	41.813	43.175	43.677	185.5	2:08.665							
2	2:06.313	40.137	43.053	<b>43.123</b>	234.3	4:14.978							
3	<b>2:05.931</b>	<b>40.005</b>	<b>42.515</b>	43.411	231.3	6:20.909							
4	2:10.286	42.503	43.404	44.379	225.6	8:31.195							
5	2:10.315	41.793	43.666	44.856	218.8	10:41.510							
6	2:09.871	43.347	42.859	43.665	218.3	12:51.381							
7	2:19.283	<b>B</b> 42.030	44.880	52.373	227.9	15:10.664							
8	3:25.383	1:56.970	42.534	45.879	179.7	18:36.047							
9	2:06.983	40.547	42.557	43.879	227.0	20:43.030							
10	2:09.393	40.793	43.719	44.881	228.4	22:52.423							
11	2:11.022	41.970	44.219	44.833	221.4	25:03.445							
12	2:10.761	42.240	43.933	44.588	222.3	27:14.206							
<b>73</b> JOHNNY RAPINA Lotus Elise Cup 1. Fabio RADICE PIRELLI CUP 2. Giuseppe DE VIRGILIO													
1	2:15.912	46.115	45.139	44.658	175.6	2:15.912							
2	<b>2:09.218</b>	<b>41.165</b>	<b>43.939</b>	<b>44.114</b>	229.9	4:25.130							
3	2:33.269	41.340	1:06.153	45.776	231.3	6:58.399							
4	2:12.541	42.399	45.181	44.961	199.1	9:10.940							
5	2:11.760	41.560	45.046	45.154	218.8	11:22.700							
6	2:11.607	41.996	44.789	44.822	220.5	13:34.307							
7	2:12.271	41.458	45.875	44.938	218.8	15:46.578							
8	2:51.665	41.683	44.673	1:25.309	220.1	18:38.243							
9	2:14.510	42.324	46.144	46.042	215.7	20:52.753							
10	2:16.846	44.855	46.267	45.724	213.2	23:09.599							
11	2:14.072	42.400	46.105	45.567	220.1	25:23.671							
<b>79</b> PELLIN RACING Lotus Elise Cup 1. Filippo MANASSERO PIRELLI CUP													
1	2:09.755	42.144	44.162	43.449	184.6	2:09.755							
2	2:06.653	40.188	43.230	43.235	231.8	4:16.408							
3	<b>2:05.893</b>	<b>40.087</b>	42.636	<b>43.170</b>	230.3	6:22.301							
4	2:08.277	42.358	<b>42.490</b>	43.429	229.9	8:30.578							
<b>80</b> LG MOTORSPORT Lotus Elise Cup 1. Luca SILVA PIRELLI CUP 2. Jürgen HEIDENHOFER													
1	2:15.697	45.548	44.696	45.453	168.6	2:15.697							
2	2:06.710	40.182	42.795	43.733	229.9	4:22.407							
3	<b>2:06.206</b>	40.362	42.735	43.109	232.8	6:28.613							
4	2:06.714	40.189	42.872	43.653	226.5	8:35.327							
5	2:06.374	<b>39.900</b>	43.111	43.363	223.7	10:41.701							
6	2:06.692	40.305	43.218	43.169	231.8	12:48.393							
7	2:06.467	40.082	43.292	<b>43.093</b>	235.8	14:54.860							
8	2:07.971	40.742	43.751	43.478	224.2	17:02.831							
9	2:11.228	41.466	45.905	43.857	232.8	19:14.059							
10	2:06.388	40.409	<b>42.682</b>	43.297	234.8	21:20.447							
11	2:07.769	40.822	43.490	43.457	230.3	23:28.216							
12	2:07.170	40.295	43.319	43.556	217.9	25:35.386							
<b>95</b> DIEGI MOTORSPORT Lotus Elise Cup 1. Francesco GUERRA PIRELLI CUP													
1	2:05.453	39.718	42.496	43.239	180.9	2:05.453							
2	2:05.919	40.412	42.583	<b>42.924</b>	228.9	4:11.372							
3	2:05.705	40.203	42.282	43.220	228.9	6:17.077							
4	2:05.209	40.097	42.155	42.957	229.9	8:22.286							
5	2:05.601	40.151	42.306	43.144	229.4	10:27.887							
6	2:05.379	40.149	<b>42.072</b>	43.158	230.3	12:33.266							
7	2:05.530	40.283	42.181	43.066	229.4	14:38.796							
8	<b>2:05.129</b>	40.071	42.125	42.933	230.3	16:43.925							
9	2:05.801	40.096	42.395	43.310	230.3	18:49.726							
10	2:05.521	<b>39.912</b>	42.319	43.290	230.8	20:55.247							
11	2:05.752	40.148	42.487	43.117	231.8	23:00.999							
12	2:06.231	40.094	42.515	43.622	230.3	25:07.230							

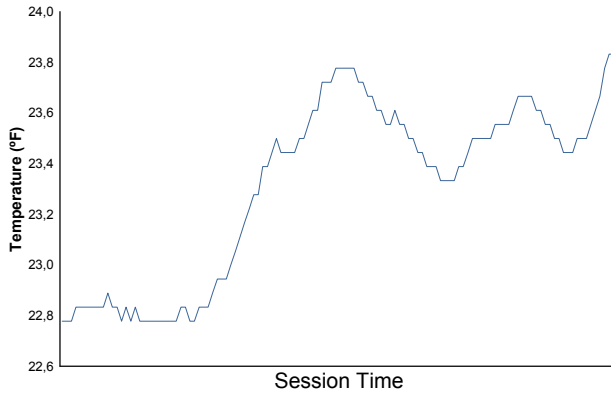




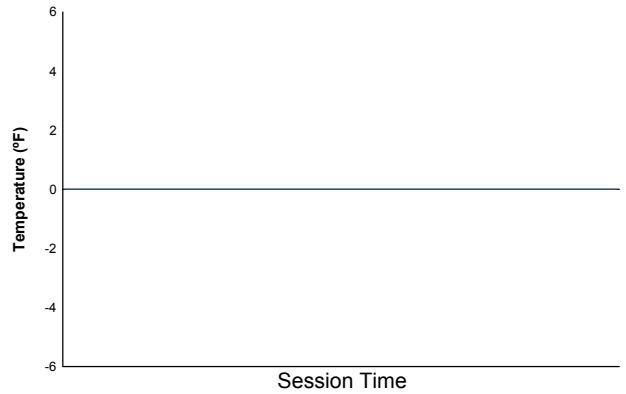
**Peroni Racing Weekend**  
**LOTUS CUP**  
**Race 1**

**Weather Report**

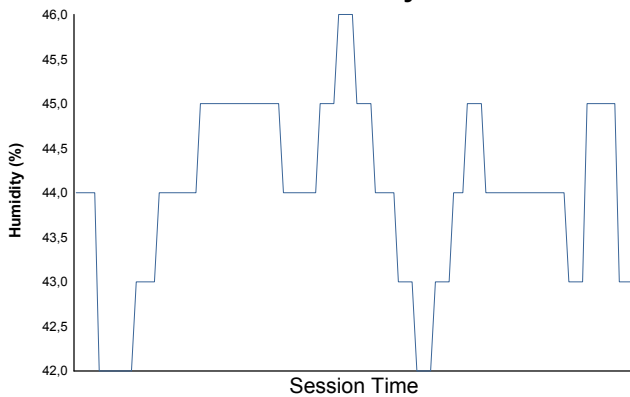
**Air Temperature**



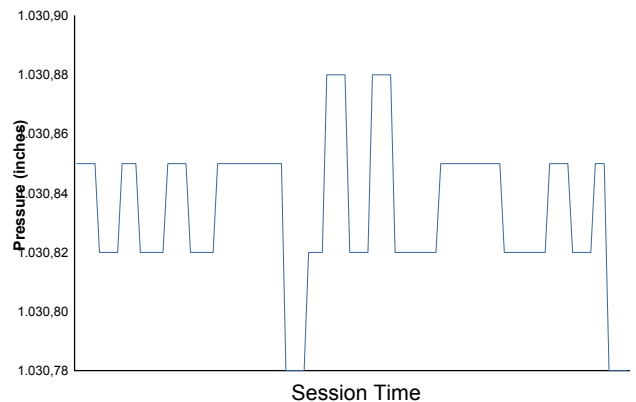
**Track Temperature**



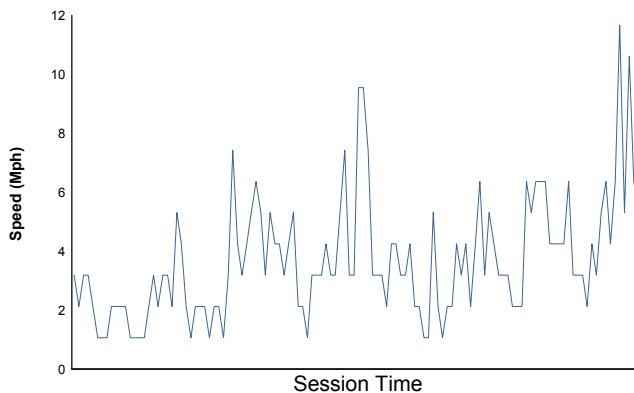
**Humidity**



**Pressure**

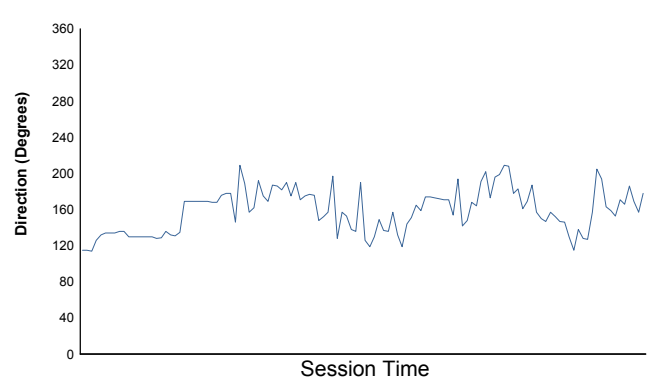


**Wind Speed**



**Wind direction**

North = 0°/360° Est = 90° South = 180° West = 270°



Track Status: **DRY**

