

LOTUS CUP ITALIA PERONI RACING WEEKEND

Qualifying 1

Classification

Nr.	Driver	Nat	Team	Car	Time	Lap	Total	Gap	Kph
1	11	Franco	NESPOLI		2:05.966	2	4	-	165.6
2	79	Filippo	MANASSERO		2:07.533	2	9	+1.567	163.5
3	15	Giacomo	GIUBERGIA		2:07.782	5	9	+1.816	163.2
4	74	Luca	FLACCADORI		2:08.182	8	9	+2.216	162.7
5	6	Vito	UTZIERI		2:08.815	6	9	+2.849	161.9
6	55	Stefano	ZERBI		2:09.191	3	8	+3.225	161.4
7	12	Fabio	REZZONICO		2:09.625	4	9	+3.659	160.9
8	2	Vincenzo	SAUTO		2:10.093	3	8	+4.127	160.3
9	73	Marco	FUMAGALLI		2:10.321	4	5	+4.355	160.0
10	17	Jurgen	HEIDENHOFER		2:12.101	7	8	+6.135	157.9
11	25	Andrea	GIULIANI		2:14.788	5	7	+8.822	154.7
12	22	Paolo	FERRARESI		2:18.164	4	6	+12.198	150.9

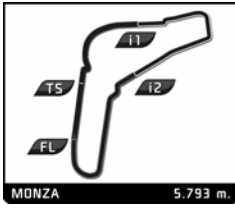
Fastest Lap	Lap 2	Franco NESPOLI	2:05.966	165.6 Kph
-------------	-------	----------------	----------	-----------

Published at:

Track Status: **DRY**

Race Director:	Timekeeper:
----------------	-------------



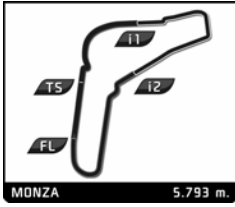


LOTUS CUP ITALIA
PERONI RACING WEEKEND
Qualifying 1

Best Sector Times

SECTOR 1			SECTOR 2		SECTOR 3		Pos	Driver	Ideal Lap	Best Lap	
Pos	Driver	Time	Driver	Time	Driver	Time					
1	11 F.NESPOLI	40.249	11 F.NESPOLI	42.306	11 F.NESPOLI	43.411	1	11 F.NESPOLI	2:05.966	2:05.966	(1)
2	74 L.FLACCADORI	40.262	79 F.MANASSERO	42.847	15 G.GIUBERGIA	43.636	2	79 F.MANASSERO	2:07.318	2:07.533	(2)
3	6 V.UTZIERI	40.480	15 G.GIUBERGIA	43.203	79 F.MANASSERO	43.647	3	15 G.GIUBERGIA	2:07.384	2:07.782	(3)
4	15 G.GIUBERGIA	40.545	74 L.FLACCADORI	43.206	74 L.FLACCADORI	44.077	4	74 L.FLACCADORI	2:07.545	2:08.182	(4)
5	79 F.MANASSERO	40.824	12 F.REZZONICO	43.545	55 S.ZERBI	44.293	5	6 V.UTZIERI	2:08.718	2:08.815	(5)
6	55 S.ZERBI	40.964	55 S.ZERBI	43.637	12 F.REZZONICO	44.430	6	55 S.ZERBI	2:08.894	2:09.191	(6)
7	2 V.SAUTO	41.216	6 V.UTZIERI	43.752	6 V.UTZIERI	44.486	7	12 F.REZZONICO	2:09.384	2:09.625	(7)
8	12 F.REZZONICO	41.409	73 M.FUMAGALLI	43.768	73 M.FUMAGALLI	44.737	8	2 V.SAUTO	2:09.983	2:10.093	(8)
9	73 M.FUMAGALLI	41.760	2 V.SAUTO	43.905	2 V.SAUTO	44.862	9	73 M.FUMAGALLI	2:10.265	2:10.321	(9)
10	25 A.GIULIANI	41.843	17 J.HEIDENHOFER	44.529	17 J.HEIDENHOFER	45.396	10	17 J.HEIDENHOFER	2:11.895	2:12.101	(10)
11	17 J.HEIDENHOFER	41.970	25 A.GIULIANI	45.812	25 A.GIULIANI	46.674	11	25 A.GIULIANI	2:14.329	2:14.788	(11)
12	22 P.FERRARESI	42.948	22 P.FERRARESI	47.509	22 P.FERRARESI	47.701	12	22 P.FERRARESI	2:18.158	2:18.164	(12)



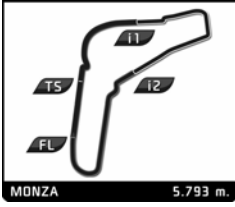


LOTUS CUP ITALIA
PERONI RACING WEEKEND
 Qualifying 1

Best Top Speeds

Driver	Team	Top 1		Top 2		Top 3		Top 4		Top 5		Avg
		Kph	Lap	Kph	Lap	Kph	Lap	Kph	Lap	Kph	Lap	
6 Vito UTZIERI		229.9	3	229.4	5	228.9	6	228.9	7	227.9	4	229,0
11 Franco NESPOLI		228.9	2	226.5	3	225.6	4	173.1	1			213,5
15 Giacomo GIUBERGIA		226.5	6	225.6	3	225.1	2	225.1	4	224.2	5	225,3
55 Stefano ZERBI		226.5	2	225.6	3	224.6	4	222.8	5	222.3	6	224,4
79 Filippo MANASSERO		226.0	8	225.6	2	225.6	9	223.7	3	221.9	4	224,6
74 Luca FLACCADORI		225.6	2	223.2	3	223.2	4	222.8	5	220.5	8	223,1
25 Andrea GIULIANI		222.3	2	221.0	5	219.2	6	217.4	7	211.5	4	218,3
2 Vincenzo SAUTO		221.9	2	220.1	3	219.2	5	218.8	4	218.3	7	219,7
73 Marco FUMAGALLI		221.4	2	221.0	3	219.2	4	219.2	5	126.1	1	201,4
22 Paolo FERRARESI		220.1	6	218.3	2	217.9	3	217.9	4	212.8	5	217,4
12 Fabio REZZONICO		219.2	2	218.8	4	217.0	5	216.6	7	216.6	8	217,6
17 Jurgen HEIDENHOFER		218.8	2	217.9	3	217.0	7	215.7	6	215.3	5	216,9






LOTUS CUP ITALIA
PERONI RACING WEEKEND
Qualifying 1

Fastest Lap Sequence

Practice Time	Driver	Team	Car	Class	Time	Kph	Lap
4:23.240	11 Franco NESPOLI				2:05.966	165.6	2





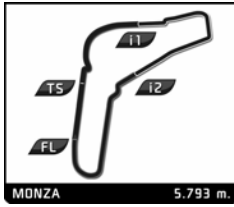
LOTUS CUP ITALIA PERONI RACING WEEKEND Qualifying 1

Analysis

Lap	Time	Sector 1	Sector 2	Sector 3	T. Spd	Elapsed	Lap	Time	Sector 1	Sector 2	Sector 3	T. Spd	Elapsed
2 Vincenzo SAUTO													
1	3:01.743	1:11.773	1:00.500	49.470	108.5	3:01.743							
2	2:11.975	41.939	44.378	45.658	221.9	5:13.718							
3	2:10.093	41.326	43.905	44.862	220.1	7:23.811							
4	2:11.594	41.301	44.737	45.556	218.8	9:35.405							
5	2:24.625 B	41.571	44.059	58.995	219.2	12:00.030							
6	4:11.861	2:40.896	45.421	45.544	173.7	16:11.891							
7	2:10.733	41.216	44.229	45.288	218.3	18:22.624							
8	2:46.291 B	42.078	53.120	1:11.093	218.3	21:08.915							
6 Vito UTZIERI													
1	2:49.997	1:12.220	49.766	48.011	106.4	2:49.997							
2	2:12.118	41.426	45.433	45.259	220.5	5:02.115							
3	2:10.634	40.919	44.907	44.808	229.9	7:12.749							
4	2:09.459	40.606	44.076	44.777	227.9	9:22.208							
5	2:09.443	40.800	44.141	44.502	229.4	11:31.651							
6	2:08.815	40.577	43.752	44.486	228.9	13:40.466							
7	2:09.105	40.480	43.775	44.850	228.9	15:49.571							
8	2:09.125	40.642	43.886	44.597	227.9	17:58.696							
9	2:38.834 B	46.196	50.789	1:01.849	187.8	20:37.530							
11 Franco NESPOLI													
1	2:17.274	47.551	45.743	43.980	173.1	2:17.274							
2	2:05.966	40.249	42.306	43.411	228.9	4:23.240							
3	2:06.575	40.404	42.648	43.523	226.5	6:29.815							
4	2:20.189 B	40.586	43.697	55.906	225.6	8:50.004							
12 Fabio REZZONICO													
1	2:21.263	48.609	47.111	45.543	167.5	2:21.263							
2	2:10.636	42.047	43.767	44.822	219.2	4:31.899							
3	2:09.847	41.597	43.545	44.705	210.3	6:41.746							
4	2:09.625	41.409	43.683	44.533	218.8	8:51.371							
5	2:28.662 B	41.468	48.591	58.603	217.0	11:20.033							
6	4:09.125	2:40.422	44.039	44.664	172.0	15:29.158							
7	2:09.691	41.447	43.579	44.665	216.6	17:38.849							
8	2:09.672	41.593	43.649	44.430	216.6	19:48.521							
9	2:15.687	46.085	45.156	44.446	216.1	22:04.208							
15 Giacomo GIUBERGIA													
1	2:30.093	57.126	46.388	46.579	129.1	2:30.093							
2	2:09.694	41.539	43.804	44.351	225.1	4:39.787							
3	2:08.581	40.763	43.778	44.040	225.6	6:48.368							
4	2:08.087	40.838	43.387	43.862	225.1	8:56.455							
5	2:07.782	40.939	43.207	43.636	224.2	11:04.237							
6	2:15.634 B	40.545	43.651	51.438	226.5	13:19.871							
7	3:43.294	2:15.685	43.663	43.946	173.7	17:03.165							
8	2:07.943	40.680	43.240	44.023	222.8	19:11.108							
9	2:09.392	42.403	43.203	43.786	222.8	21:20.500							
17 Jurgen HEIDENHOFER													
1	3:03.505	1:13.878	59.693	49.934	92.4	3:03.505							
2	2:15.565	43.149	46.193	46.223	218.8	5:19.070							
3	2:15.416	42.369	46.092	46.955	217.9	7:34.486							
4	2:14.191	42.326	46.035	45.830	214.4	9:48.677							
5	2:12.469	41.985	44.936	45.548	215.3	12:01.146							
6	2:12.582	42.084	45.102	45.396	215.7	14:13.728							
7	2:12.101	41.970	44.529	45.602	217.0	16:25.829							
8	2:24.318 B	42.325	46.038	55.955	214.4	18:50.147							
22 Paolo FERRARESI													
1	3:06.670	1:16.231	59.343	51.096	92.4	3:06.670							
2	2:22.078	43.606	49.278	49.194	218.3	5:28.748							
3	2:19.320	43.115	47.799	48.406	217.9	7:48.068							
4	2:18.164	42.948	47.515	47.701	217.9	10:06.232							
5	2:18.980	43.405	47.509	48.066	212.8	12:25.212							
6	2:37.104 B	48.421	48.414	1:00.269	220.1	15:02.316							
25 Andrea GIULIANI													
1	2:52.542	1:13.708	49.726	49.108	99.7	2:52.542							
2	2:16.262	42.583	46.774	46.905	222.3	5:08.804							
3	2:15.865	42.442	46.474	46.949	207.1	7:24.669							
4	2:15.104	41.850	46.345	46.909	211.5	9:39.773							
5	2:14.788	41.843	46.271	46.674	221.0	11:54.561							
6	2:16.027	42.282	46.789	46.956	219.2	14:10.588							
7	2:26.705 B	41.929	45.812	58.964	217.4	16:37.293							
55 Stefano ZERBI													
1	2:30.614	55.658	47.419	47.537	131.9	2:30.614							
2	2:10.816	41.621	44.358	44.837	226.5	4:41.430							
3	2:09.191	40.968	43.724	44.499	225.6	6:50.621							
4	2:09.910	40.964	43.842	45.104	224.6	9:00.531							
5	2:09.192	41.262	43.637	44.293	222.8	11:09.723							
6	2:20.303 B	41.048	43.743	55.512	222.3	13:30.026							
7	4:01.047	2:28.806	46.721	45.520	173.1	17:31.073							
8	2:09.849	41.324	43.933	44.592	218.3	19:40.922							
73 Marco FUMAGALLI													
1	2:37.206	58.197	50.402	48.607	126.1	2:37.206							
2	2:12.603	42.343	44.814	45.446	221.4	4:49.809							
3	2:10.841	41.946	44.158	44.737	221.0	7:00.650							
4	2:10.321	41.760	43.768	44.793	219.2	9:10.971							
5	2:24.931 B	42.361	45.693	56.877	219.2	11:35.902							
74 Luca FLACCADORI													
1	2:28.337	54.494	47.027	46.816	136.2	2:28.337							
2	2:09.834	41.289	43.817	44.728	225.6	4:38.171							
3	2:08.777	41.021	43.418	44.338	223.2	6:46.948							

■ Personal Best
 ■ Session Best
 ■ Crossing the finish line in pit lane





LOTUS CUP ITALIA PERONI RACING WEEKEND Qualifying 1

Analysis

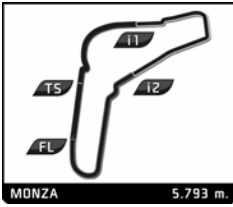
■ Personal Best
 ■ Session Best
 B Crossing the finish line in pit lane

Lap	Time	Sector 1	Sector 2	Sector 3	T. Spd	Elapsed	Lap	Time	Sector 1	Sector 2	Sector 3	T. Spd	Elapsed
4	2:08.188	40.262	43.759	44.167	223.2	8:55.136							
5	2:08.551	40.676	43.530	44.345	222.8	11:03.687							
6	2:27.418 B	43.499	46.289	57.630	166.2	13:31.105							
7	3:23.951	1:36.926	57.470	49.555	177.4	16:55.056							
8	2:08.182	40.899	43.206	44.077	220.5	19:03.238							
9	2:09.095	41.141	43.778	44.176	220.1	21:12.333							

79 Filippo MANASSERO

1	2:24.597	50.628	47.496	46.473	145.2	2:24.597
2	2:07.533	40.824	42.914	43.795	225.6	4:32.130
3	2:07.701	40.985	42.954	43.762	223.7	6:39.831
4	2:08.542	41.180	43.367	43.995	221.9	8:48.373
5	2:08.283	41.216	42.963	44.104	220.5	10:56.656
6	2:21.731 B	41.941	45.078	54.712	202.1	13:18.387
7	3:45.421	2:18.061	43.713	43.647	174.8	17:03.808
8	2:07.768	40.861	43.195	43.712	226.0	19:11.576
9	2:08.802	41.543	42.847	44.412	225.6	21:20.378





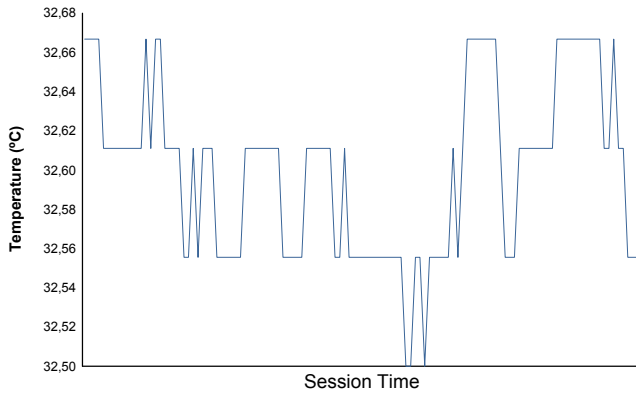
PERONI RACING WEEKEND

LOTUS CUP ITALIA

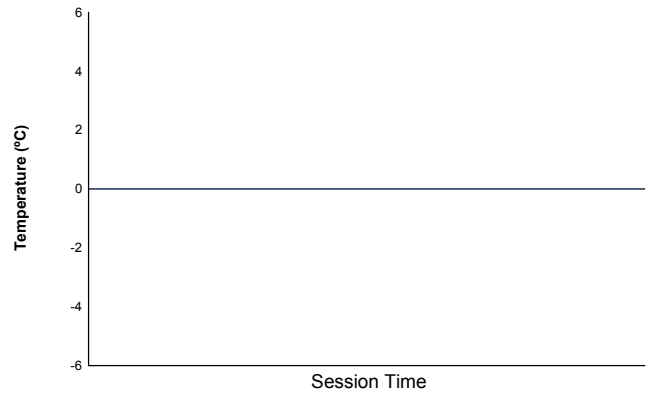
Qualifying 1

Weather Report

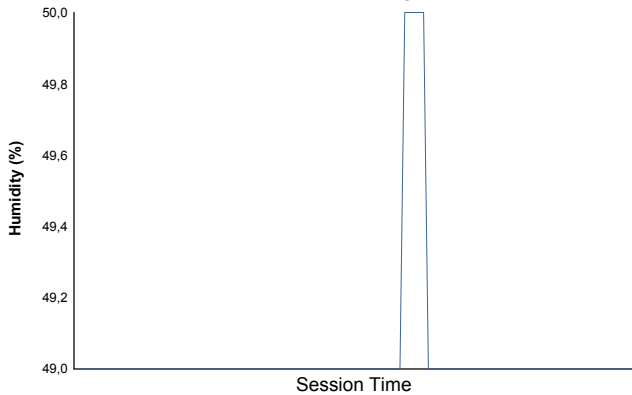
Air Temperature



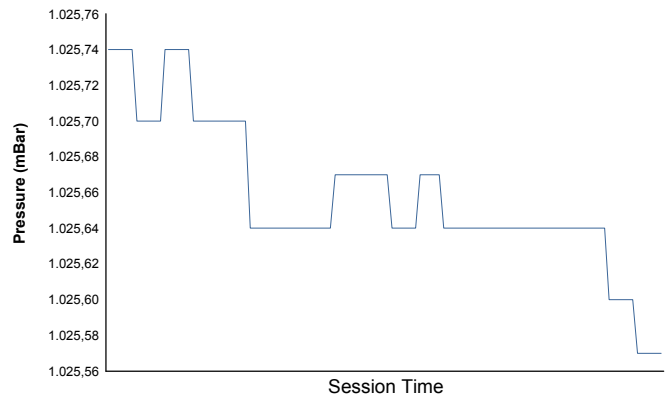
Track Temperature



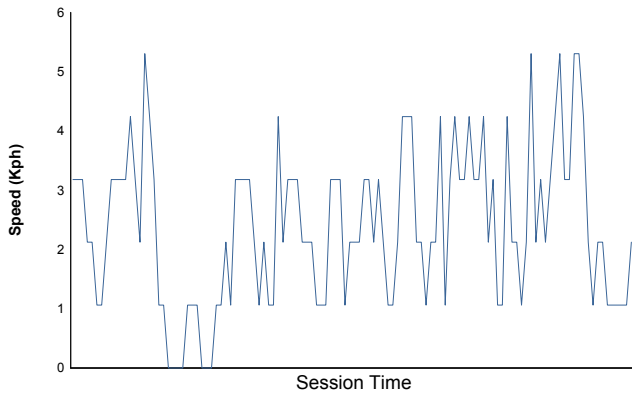
Humidity



Pressure

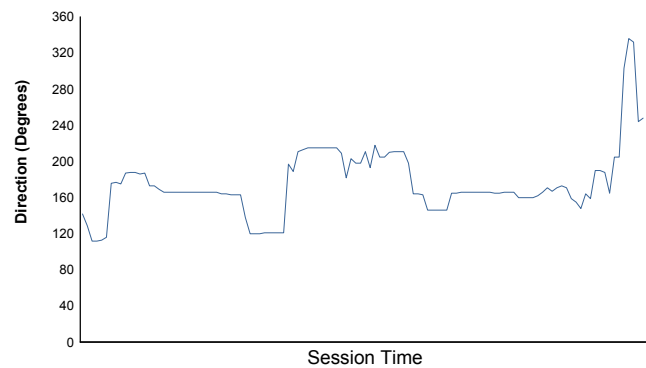


Wind Speed



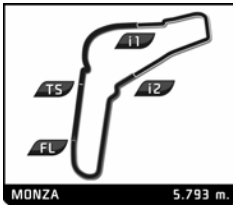
Wind direction

North = 0°/360° Est = 90° South = 180° West = 270°



Track Status: **DRY**





LOTUS CUP ITALIA
PERONI RACING WEEKEND

Qualifying 2

Classification

Nr.	Driver	Nat	Team	Car	Time	Lap	Total	Gap	Kph
1	79	Filippo	MANASSERO		2:06.726	2	7	-	164.6
2	11	Franco	NESPOLI		2:06.955	6	9	+0.229	164.3
3	74	Luca	FLACCADORI		2:07.410	3	7	+0.684	163.7
4	15	Giacomo	GIUBERGIA		2:08.305	6	8	+1.579	162.5
5	55	Stefano	ZERBI		2:08.822	3	7	+2.096	161.9
6	12	Fabio	REZZONICO		2:08.891	7	7	+2.165	161.8
7	6	Vito	UTZIERI		2:09.186	2	4	+2.460	161.4
8	2	Vincenzo	SAUTO		2:09.571	2	7	+2.845	161.0
9	17	Jurgen	HEIDENHOFER		2:10.391	3	8	+3.665	159.9
10	25	Andrea	GIULIANI		2:11.932	5	8	+5.206	158.1
11	22	Paolo	FERRARESI		2:16.477	4	5	+9.751	152.8
12	73	Marco	FUMAGALLI		2:17.676	3	3	+10.950	151.5

Fastest Lap	Lap 2	Filippo MANASSERO	2:06.726	164.6 Kph
--------------------	-------	-------------------	----------	-----------


CAR #15 DELETED LAPTME 2.08,818 DUE TO TRACK LIMIT

Published at:

Track Status: **DRY**

Race Director:	Timekeeper:
-----------------------	--------------------



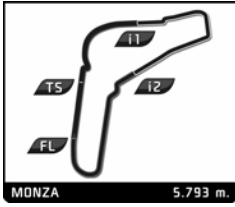


LOTUS CUP ITALIA
PERONI RACING WEEKEND
Qualifying 2

Best Sector Times

SECTOR 1			SECTOR 2			SECTOR 3			Pos	Driver	Ideal Lap	Best Lap
Pos	Driver	Time	Driver	Time	Driver	Time						
1	11 F.NESPOLI	40.484	79 F.MANASSERO	42.393	79 F.MANASSERO	43.534	1	79 F.MANASSERO	2:06.605	2:06.726	(1)	
2	79 F.MANASSERO	40.678	11 F.NESPOLI	42.701	11 F.NESPOLI	43.552	2	11 F.NESPOLI	2:06.737	2:06.955	(2)	
3	15 G.GIUBERGIA	40.694	74 L.FLACCADORI	43.006	74 L.FLACCADORI	43.593	3	74 L.FLACCADORI	2:07.363	2:07.410	(3)	
4	74 L.FLACCADORI	40.764	12 F.REZZONICO	43.158	12 F.REZZONICO	43.900	4	15 G.GIUBERGIA	2:07.924	2:08.305	(4)	
5	6 V.UTZIERI	40.826	15 G.GIUBERGIA	43.306	15 G.GIUBERGIA	43.924	5	12 F.REZZONICO	2:08.176	2:08.891	(6)	
6	55 S.ZERBI	41.013	55 S.ZERBI	43.351	55 S.ZERBI	44.360	6	55 S.ZERBI	2:08.724	2:08.822	(5)	
7	2 V.SAUTO	41.087	2 V.SAUTO	43.423	6 V.UTZIERI	44.445	7	6 V.UTZIERI	2:09.082	2:09.186	(7)	
8	12 F.REZZONICO	41.118	17 J.HEIDENHOFER	43.717	17 J.HEIDENHOFER	44.663	8	2 V.SAUTO	2:09.231	2:09.571	(8)	
9	25 A.GIULIANI	41.286	6 V.UTZIERI	43.811	2 V.SAUTO	44.721	9	17 J.HEIDENHOFER	2:09.901	2:10.391	(9)	
10	17 J.HEIDENHOFER	41.521	25 A.GIULIANI	45.089	25 A.GIULIANI	45.504	10	25 A.GIULIANI	2:11.879	2:11.932	(10)	
11	22 P.FERRARESI	42.165	73 M.FUMAGALLI	46.405	22 P.FERRARESI	47.047	11	22 P.FERRARESI	2:16.056	2:16.477	(11)	
12	73 M.FUMAGALLI	43.086	22 P.FERRARESI	46.844	73 M.FUMAGALLI	47.804	12	73 M.FUMAGALLI	2:17.295	2:17.676	(12)	



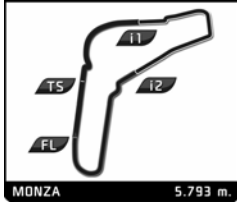


LOTUS CUP ITALIA
PERONI RACING WEEKEND
 Qualifying 2

Best Top Speeds

Driver	Team	Top 1		Top 2		Top 3		Top 4		Top 5		Avg
		Kph	Lap	Kph	Lap	Kph	Lap	Kph	Lap	Kph	Lap	
6 Vito UTZIERI		230.3	3	229.4	2	229.4	4	146.7	1			209,0
11 Franco NESPOLI		227.4	6	226.5	5	226.5	7	226.0	3	225.6	2	226,4
79 Filippo MANASSERO		226.0	4	224.2	3	222.8	2	222.3	7	176.2	6	214,3
74 Luca FLACCADORI		225.6	2	223.7	4	221.0	3	221.0	5	211.9	6	220,6
15 Giacomo GIUBERGIA		225.1	4	223.2	5	223.2	6	222.8	3	222.8	7	223,4
25 Andrea GIULIANI		223.7	5	220.1	3	219.6	4	219.2	6	217.9	7	220,1
2 Vincenzo SAUTO		222.3	3	221.4	4	221.4	5	220.1	2	217.9	6	220,6
22 Paolo FERRARESI		221.9	3	221.9	5	220.1	2	218.3	4	155.5	1	207,5
55 Stefano ZERBI		221.0	3	220.5	2	218.3	6	192.1	4	171.8	5	204,7
17 Jorgen HEIDENHOFER		218.3	4	217.9	3	217.4	5	216.6	2	216.6	7	217,4
12 Fabio REZZONICO		218.3	4	217.9	2	217.0	3	216.1	5	215.3	7	216,9
73 Marco FUMAGALLI		215.7	2	196.6	3	153.8	1					188,7






LOTUS CUP ITALIA
PERONI RACING WEEKEND
Qualifying 2

Fastest Lap Sequence

Practice Time	Driver	Team	Car	Class	Time	Kph	Lap
4:23.950	11 Franco NESPOLI				2:07.150	164.0	2
5:12.325	79 Filippo MANASSERO				2:06.726	164.6	2





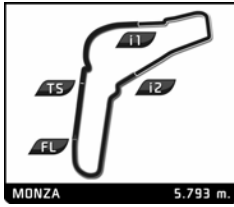
LOTUS CUP ITALIA PERONI RACING WEEKEND Qualifying 2

Analysis

■ Personal Best
 ■ Session Best
 ■ B Crossing the finish line in pit lane

Lap	Time	Sector 1	Sector 2	Sector 3	T. Spd	Elapsed	Lap	Time	Sector 1	Sector 2	Sector 3	T. Spd	Elapsed
2 Vincenzo SAUTO							3	2:10.391	41.618	43.960	44.813	217.9	7:06.562
1	2:57.431	1:22.904	46.094	48.433	163.0	2:57.431	4	2:11.017	41.895	44.428	44.694	218.3	9:17.579
2	2:09.571	41.342	43.423	44.806	220.1	5:07.002	5	2:10.833	41.723	44.063	45.047	217.4	11:28.412
3	2:10.229	41.087	44.421	44.721	222.3	7:17.231	6	2:10.552	42.172	43.717	44.663	216.1	13:38.964
4	2:10.559	41.324	43.548	45.687	221.4	9:27.790	7	2:11.213	41.521	44.306	45.386	216.6	15:50.177
5	2:27.572	44.863	52.662	50.047	221.4	11:55.362	8	2:30.607 B	42.045	47.417	1:01.145	212.3	18:20.784
6	2:10.607	41.604	43.842	45.161	217.9	14:05.969							
7	2:54.884 B	48.356	53.120	1:13.408	174.2	17:00.853							
6 Vito UTZIERI													
1	2:21.754	52.308	44.612	44.834	146.7	2:21.754							
2	2:09.186	40.930	43.811	44.445	229.4	4:30.940							
3	2:09.967	40.826	44.343	44.798	230.3	6:40.907							
4	2:18.554 B	41.400	43.894	53.260	229.4	8:59.461							
11 Franco NESPOLI													
1	2:16.800	48.468	44.589	43.743	156.0	2:16.800							
2	2:07.150	40.484	42.929	43.737	225.6	4:23.950							
3	2:18.728 B	40.613	44.409	53.706	226.0	6:42.678							
4	3:13.676	1:45.536	44.127	44.013	174.0	9:56.354							
5	2:07.138	40.488	42.980	43.670	226.5	12:03.492							
6	2:06.955	40.620	42.783	43.552	227.4	14:10.447							
7	2:25.150 B	41.151	47.651	56.348	226.5	16:35.597							
8	2:51.252	1:23.603	43.690	43.959	173.1	19:26.849							
9	2:06.962	40.573	42.701	43.688	225.1	21:33.811							
12 Fabio REZZONICO													
1	3:53.294	2:25.987	43.385	43.922	170.1	3:53.294							
2	2:09.100	41.118	43.613	44.369	217.9	6:02.394							
3	2:10.043	41.650	43.801	44.592	217.0	8:12.437							
4	2:09.786	41.397	43.853	44.536	218.3	10:22.223							
5	2:29.716 B	41.604	53.618	54.494	216.1	12:51.939							
6	3:29.033	2:01.714	43.419	43.900	164.0	16:20.972							
7	2:08.891	41.289	43.158	44.444	215.3	18:29.863							
15 Giacomo GIUBERGIA													
1	3:40.695	2:11.280	44.392	45.023	175.4	3:40.695							
2	2:09.117	41.003	43.611	44.503	221.4	5:49.812							
3	2:08.573	40.856	43.306	44.411	222.8	7:58.385							
4	2:08.766	40.694	43.693	44.379	225.1	10:07.151							
5	2:08.818	41.100	43.549	44.169	223.2	12:15.969							
6	2:08.305	40.914	43.467	43.924	223.2	14:24.274							
7	2:08.341	40.916	43.383	44.042	222.8	16:32.615							
8	2:31.691 B	45.272	49.251	57.168	174.0	19:04.306							
17 Jurgen HEIDENHOFER													
1	2:38.603	1:03.651	49.480	45.472	170.9	2:38.603							
2	2:17.568	42.199	47.545	47.824	216.6	4:56.171							
22 Paolo FERRARESI													
1	2:48.148	1:07.776	51.647	48.725	155.5	2:48.148							
2	2:16.780	42.440	47.096	47.244	220.1	5:04.928							
3	2:18.567	42.613	48.673	47.281	221.9	7:23.495							
4	2:16.477	42.586	46.844	47.047	218.3	9:39.972							
5	2:27.096 B	42.165	47.152	57.779	221.9	12:07.068							
25 Andrea GIULIANI													
1	2:29.284	55.445	46.959	46.880	154.0	2:29.284							
2	2:14.691	42.312	46.022	46.357	213.2	4:43.975							
3	2:14.005	41.717	46.137	46.151	220.1	6:57.980							
4	2:13.441	42.083	45.854	45.504	219.6	9:11.421							
5	2:11.932	41.286	45.089	45.557	223.7	11:23.353							
6	2:13.560	41.957	45.469	46.134	219.2	13:36.913							
7	2:28.034 B	41.864	47.552	58.618	217.9	16:04.947							
8	4:09.517	2:34.835	47.987	46.695	170.4	20:14.464							
55 Stefano ZERBI													
1	2:19.863	49.377	45.303	45.183	147.9	2:19.863							
2	2:09.525	41.313	43.852	44.360	220.5	4:29.388							
3	2:08.822	41.013	43.351	44.458	221.0	6:38.210							
4	2:27.400 B	47.100	44.399	55.901	192.1	9:05.610							
5	3:51.803	2:21.292	44.945	45.566	171.8	12:57.413							
6	2:09.516	41.465	43.661	44.390	218.3	15:06.929							
7	2:40.941 B	47.254	49.947	1:03.740	159.2	17:47.870							
73 Marco FUMAGALLI													
1	2:34.464	57.037	47.928	49.499	153.8	2:34.464							
2	2:21.681	44.037	48.761	48.883	215.7	4:56.145							
3	2:17.676	43.467	46.405	47.804	196.6	7:13.821							
74 Luca FLACCADORI													
1	2:39.129	1:04.772	49.129	45.228	163.7	2:39.129							
2	2:16.311	40.962	47.783	47.566	225.6	4:55.440							
3	2:07.410	40.811	43.006	43.593	221.0	7:02.850							
4	2:07.708	40.764	43.174	43.770	223.7	9:10.558							
5	2:08.073	40.771	43.137	44.165	221.0	11:18.631							
6	2:33.087 B	43.881	51.274	57.932	211.9	13:51.718							
7	4:16.463	2:42.173	46.718	47.572	172.3	18:08.181							
79 Filippo MANASSERO													
1	3:05.599	1:36.670	44.737	44.192	112.9	3:05.599							





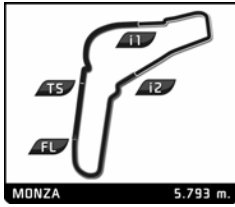
LOTUS CUP ITALIA
PERONI RACING WEEKEND
 Qualifying 2

Analysis

■ Personal Best
 ■ Session Best
 B Crossing the finish line in pit lane

Lap	Time	Sector 1	Sector 2	Sector 3	T. Spd	Elapsed	Lap	Time	Sector 1	Sector 2	Sector 3	T. Spd	Elapsed
2	2:06.726	40.755	42.437	43.534	222.8	5:12.325							
3	2:07.092	40.930	42.393	43.769	224.2	7:19.417							
4	2:07.818	40.678	43.131	44.009	226.0	9:27.235							
5	2:34.942 B	48.412	48.021	58.509	145.9	12:02.177							
6	3:57.247	2:27.850	44.824	44.573	176.2	15:59.424							
7	2:07.822	40.900	42.544	44.378	222.3	18:07.246							





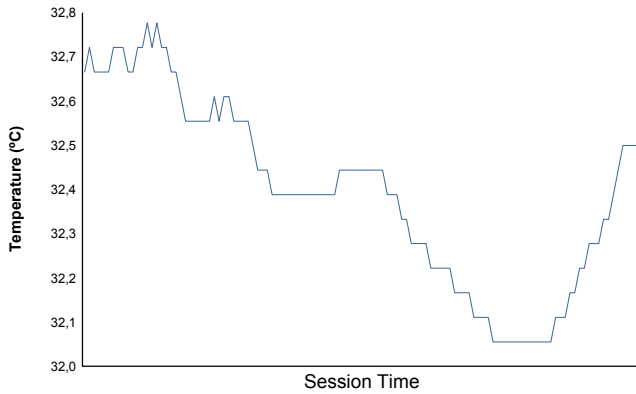
PERONI RACING WEEKEND

LOTUS CUP ITALIA

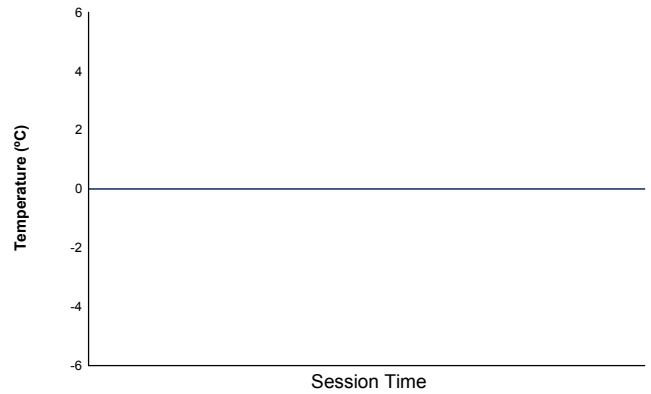
Qualifying 2

Weather Report

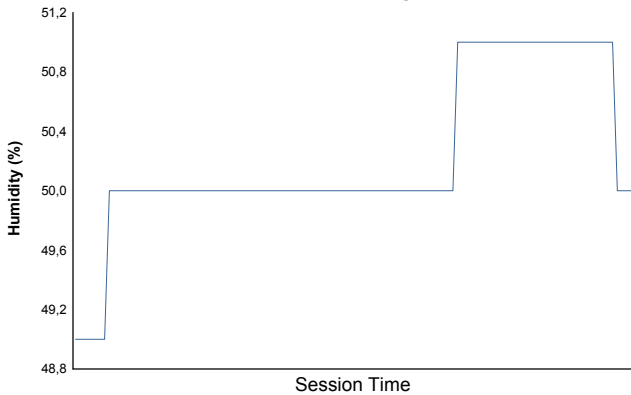
Air Temperature



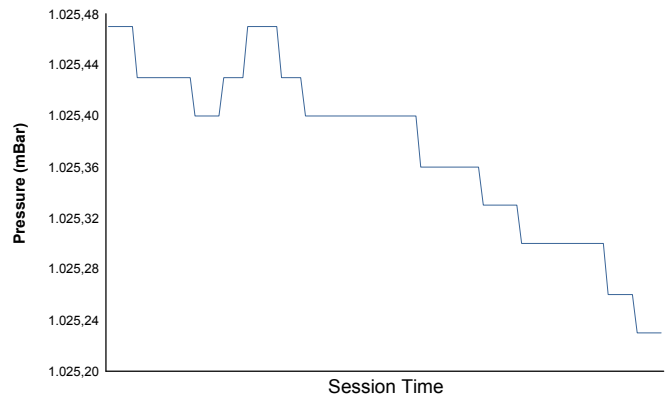
Track Temperature



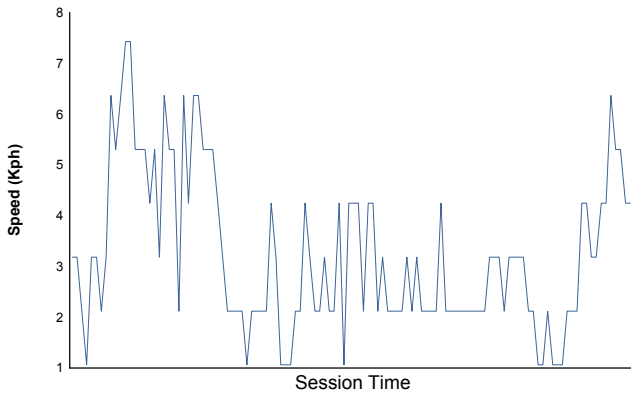
Humidity



Pressure

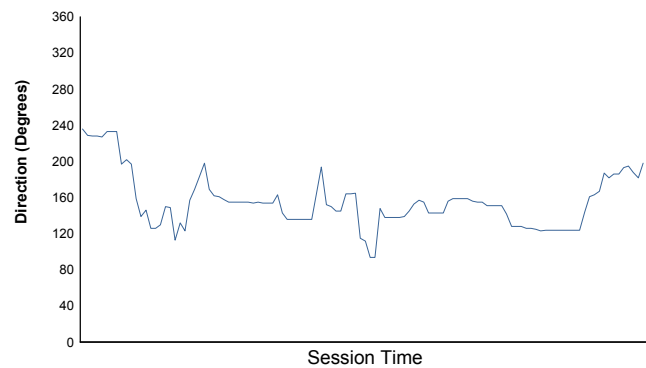


Wind Speed



Wind direction

North = 0°/360° Est = 90° South = 180° West = 270°



Track Status: **DRY**

