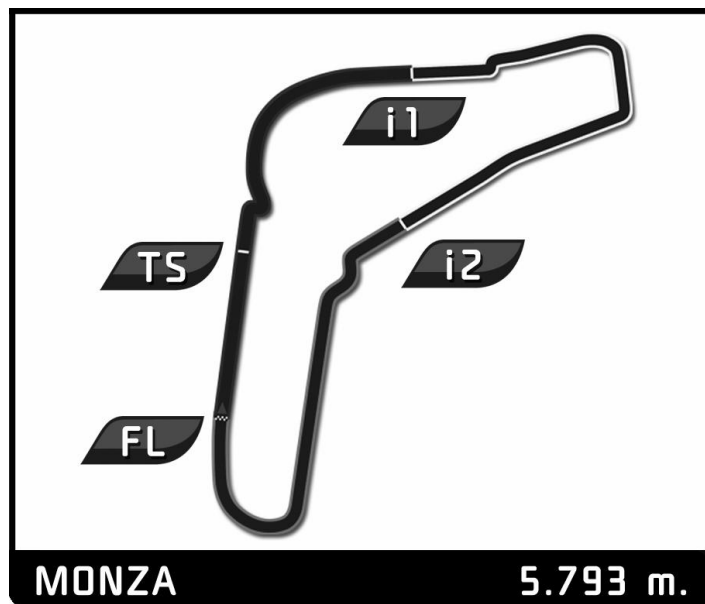
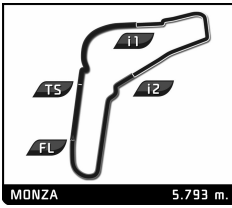


PERONI RACING WEEKEND

LOTUS CUP ITALIA

Results Booklet





LOTUS CUP ITALIA
PERONI RACING WEEKEND
 Free Practice 1

Classification

Nr.	Driver	Nat	Team	Car	Time	Lap	Total	Gap	Kph
1	11 Franco NESPOLI				2:07.860	2	7	-	163.1
2	79 Filippo MANASSERO				2:08.571	9	10	+0.711	162.2
3	74 Luca FLACCADORI				2:08.716	6	11	+0.856	162.0
4	2 Vincenzo SAUTO				2:09.448	9	10	+1.588	161.1
5	55 Stefano ZERBI				2:09.507	10	11	+1.647	161.0
6	6 Vito UTZIERI				2:10.905	9	11	+3.045	159.3
7	15 Giacomo GIUBERGIA				2:12.164	6	9	+4.304	157.8
8	12 Fabio REZZONICO				2:12.697	3	8	+4.837	157.2
9	25 Andrea GIULIANI				2:14.056	6	9	+6.196	155.6
10	17 Jurgen HEIDENHOFER				2:15.093	7	11	+7.233	154.4
11	22 Paolo FERRARESI				2:18.189	7	8	+10.329	150.9
12	73 Marco FUMAGALLI				2:19.563	10	10	+11.703	149.4


Fastest Lap	Lap 2	Franco NESPOLI	2:07.860	163.1 Kph
-------------	-------	----------------	----------	-----------

Published at:

Track Status: **DRY**

Race Director:	Timekeeper:
----------------	-------------



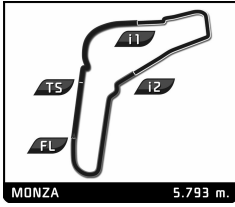


LOTUS CUP ITALIA
PERONI RACING WEEKEND
 Free Practice 1

Best Sector Times

SECTOR 1			SECTOR 2			SECTOR 3			Pos	Driver	Ideal Lap	Best Lap	
Pos	Driver	Time	Driver	Time	Driver	Time							
1	74 L.FLACCADORI	40.311	11 F.NESPOLI	43.304	11 F.NESPOLI	43.885	1	11 F.NESPOLI	2:07.621	2:07.860	(1)		
2	11 F.NESPOLI	40.432	79 F.MANASSERO	43.319	79 F.MANASSERO	44.067	2	74 L.FLACCADORI	2:07.957	2:08.716	(3)		
3	6 V.UTZIERI	40.452	74 L.FLACCADORI	43.509	74 L.FLACCADORI	44.137	3	79 F.MANASSERO	2:08.480	2:08.571	(2)		
4	79 F.MANASSERO	41.094	2 V.SAUTO	43.766	55 S.ZERBI	44.357	4	55 S.ZERBI	2:09.337	2:09.507	(5)		
5	55 S.ZERBI	41.128	55 S.ZERBI	43.852	2 V.SAUTO	44.544	5	2 V.SAUTO	2:09.439	2:09.448	(4)		
6	2 V.SAUTO	41.129	15 G.GIUBERGIA	44.334	15 G.GIUBERGIA	44.760	6	6 V.UTZIERI	2:10.285	2:10.905	(6)		
7	15 G.GIUBERGIA	41.470	6 V.UTZIERI	44.594	6 V.UTZIERI	45.239	7	15 G.GIUBERGIA	2:10.564	2:12.164	(7)		
8	12 F.REZZONICO	41.494	12 F.REZZONICO	44.794	12 F.REZZONICO	45.311	8	12 F.REZZONICO	2:11.599	2:12.697	(8)		
9	17 J.HEIDENHOFER	41.766	17 J.HEIDENHOFER	45.301	17 J.HEIDENHOFER	45.484	9	17 J.HEIDENHOFER	2:12.551	2:15.093	(10)		
10	25 A.GIULIANI	42.094	25 A.GIULIANI	45.364	25 A.GIULIANI	46.450	10	25 A.GIULIANI	2:13.908	2:14.056	(9)		
11	22 P.FERRARESI	42.710	73 M.FUMAGALLI	46.847	22 P.FERRARESI	47.959	11	22 P.FERRARESI	2:18.149	2:18.189	(11)		
12	73 M.FUMAGALLI	43.912	22 P.FERRARESI	47.480	73 M.FUMAGALLI	48.782	12	73 M.FUMAGALLI	2:19.541	2:19.563	(12)		



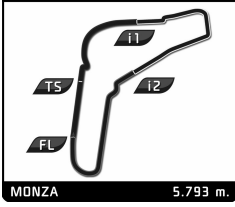


LOTUS CUP ITALIA
PERONI RACING WEEKEND
 Free Practice 1

Best Top Speeds

Driver	Team	Top 1		Top 2		Top 3		Top 4		Top 5		Avg
		Kph	Lap	Kph	Lap	Kph	Lap	Kph	Lap	Kph	Lap	
6 Vito UTZIERI		232.3	11	231.8	10	230.3	6	230.3	4	229.9	3	230,9
11 Franco NESPOLI		230.8	2	227.9	3	227.9	4	227.0	5	221.9	7	227,1
74 Luca FLACCADORI		227.4	10	227.4	9	224.6	4	224.2	11	223.7	6	225,5
55 Stefano ZERBI		223.7	3	222.3	11	221.9	7	221.0	6	220.1	9	221,8
22 Paolo FERRARESI		222.3	4	221.4	7	221.0	6	220.5	8	210.7	3	219,2
2 Vincenzo SAUTO		221.9	10	221.4	8	221.0	9	221.0	6	220.1	5	221,1
15 Giacomo GIUBERGIA		221.9	7	221.4	9	221.0	4	220.5	6	218.8	3	220,7
12 Fabio REZZONICO		221.4	8	220.5	3	218.3	4	217.4	5	214.0	2	218,3
25 Andrea GIULIANI		221.4	4	221.0	7	220.1	3	220.1	5	220.1	6	220,5
79 Filippo MANASSERO		221.4	7	220.5	6	220.5	8	219.6	9	219.2	10	220,2
17 Jurgen HEIDENHOFER		218.8	10	217.4	11	217.0	5	216.1	3	215.3	7	216,9
73 Marco FUMAGALLI		208.7	10	208.7	9	204.7	7	201.3	8	197.3	4	204,1



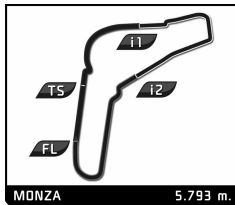


LOTUS CUP ITALIA
PERONI RACING WEEKEND
Free Practice 1

Fastest Lap Sequence

Practice Time	Driver	Team	Car	Class	Time	Kph	Lap
4:52.091	6 Vito UTZIERI				2:15.604	153.8	2
4:55.600	74 Luca FLACCADORI				2:13.559	156.1	2
5:37.200	11 Franco NESPOLI				2:07.860	163.1	2





LOTUS CUP ITALIA


PERONI RACING WEEKEND

Free Practice 1

Analysis

■ Personal Best
 ■ Session Best
 ■ B Crossing the finish line in pit lane

Lap	Time	Sector 1	Sector 2	Sector 3	T. Spd	Elapsed	Lap	Time	Sector 1	Sector 2	Sector 3	T. Spd	Elapsed
2 Vincenzo SAUTO													
1	3:24.829 B	1:25.553	55.103	1:04.173	110.6	3:24.829	6	2:12.164	41.543	44.998	45.623	220.5	17:03.791
2	3:19.769	1:42.853	48.704	48.212	153.1	6:44.598	7	2:19.096 B	41.470	45.499	52.127	221.9	19:22.887
3	2:15.269	43.209	46.407	45.653	209.1	8:59.867	8	3:36.025	2:06.674	44.334	45.017	175.6	22:58.912
4	2:12.098	41.750	44.888	45.460	220.1	11:11.965	9	2:12.315	42.955	44.600	44.760	221.4	25:11.227
5	2:12.353	41.294	45.716	45.343	220.1	13:24.318							
6	2:24.357 B	41.569	45.328	57.460	221.0	15:48.675							
7	4:04.766	2:27.190	49.207	48.369	173.4	19:53.441							
8	2:10.007	41.410	44.053	44.544	221.4	22:03.448							
9	2:09.448	41.129	43.766	44.553	221.0	24:12.896							
10	2:18.171	41.510	47.695	48.966	221.9	26:31.067							
6 Vito UTZIERI													
1	2:36.487	57.281	48.929	50.277	134.2	2:36.487							
2	2:15.604	41.998	46.511	47.095	199.1	4:52.091							
3	2:11.737	40.698	45.044	45.995	229.9	7:03.828							
4	2:12.324	40.894	45.068	46.362	230.3	9:16.152							
5	2:12.132	41.528	44.780	45.824	216.6	11:28.284							
6	2:12.098	41.390	44.781	45.927	230.3	13:40.382							
7	2:30.215 B	41.488	48.614	1:00.113	229.4	16:10.597							
8	3:36.043	2:02.270	47.769	46.004	178.8	19:46.640							
9	2:10.905	40.783	44.594	45.528	228.4	21:57.545							
10	2:11.173	40.486	45.448	45.239	231.8	24:08.718							
11	2:11.102	40.452	45.030	45.620	232.3	26:19.820							
11 Franco NESPOLI													
1	3:29.340	1:54.091	48.985	46.264	135.1	3:29.340							
2	2:07.860	40.432	43.304	44.124	230.8	5:37.200							
3	2:09.168	40.779	44.257	44.132	227.9	7:46.368							
4	2:08.405	40.580	43.940	43.885	227.9	9:54.773							
5	2:24.754 B	40.594	52.632	51.528	227.0	12:19.527							
6	11:35.356	...	45.045	44.322	172.8	23:54.883							
7	2:09.098	40.894	43.584	44.620	221.9	26:03.981							
12 Fabio REZZONICO													
1	3:39.310	1:57.786	52.155	49.369	124.5	3:39.310							
2	2:15.945	42.421	46.790	46.734	214.0	5:55.255							
3	2:12.697	41.494	44.794	46.409	220.5	8:07.952							
4	2:12.872	41.796	44.804	46.272	218.3	10:20.824							
5	2:37.103 B	45.582	56.142	55.379	217.4	12:57.927							
6	4:36.358	3:03.892	46.143	46.323	167.0	17:34.285							
7	2:12.924	42.370	45.243	45.311	210.7	19:47.209							
8	2:52.743 B	41.575	1:03.183	1:07.985	221.4	22:39.952							
15 Giacomo GIUBERGIA													
1	5:47.540	4:04.568	51.881	51.091	87.2	5:47.540							
2	2:20.627	44.359	48.139	48.129	212.3	8:08.167							
3	2:16.219	42.806	46.480	46.933	218.8	10:24.386							
4	2:14.803	42.451	46.308	46.044	221.0	12:39.189							
5	2:12.438	41.867	44.781	45.790	218.3	14:51.627							
17 Jurgen HEIDENHOFER													
1	3:12.877	1:26.473	54.979	51.425	103.3	3:12.877							
2	2:26.692	45.696	49.158	51.838	188.7	5:39.569							
3	2:18.592	43.385	47.213	47.994	216.1	7:58.161							
4	2:24.372	42.772	54.952	46.648	213.2	10:22.533							
5	2:20.745	46.032	47.703	47.010	217.0	12:43.278							
6	2:15.179	42.768	46.128	46.283	215.3	14:58.457							
7	2:15.093	42.792	45.301	47.000	215.3	17:13.550							
8	2:15.246	42.720	46.004	46.522	213.6	19:28.796							
9	2:31.180	50.972	54.724	45.484	212.8	21:59.976							
10	2:16.065	41.766	48.077	46.222	218.8	24:16.041							
11	2:39.209	42.812	1:09.100	47.297	217.4	26:55.250							
22 Paolo FERRARESÌ													
1	3:51.283	2:00.606	58.033	52.644	121.1	3:51.283							
2	2:25.776	46.090	50.390	49.296	169.9	6:17.059							
3	2:19.704	43.331	48.414	47.959	210.7	8:36.763							
4	2:33.280 B	48.802	48.981	55.497	222.3	11:10.043							
5	4:53.163	3:16.369	48.409	48.385	93.8	16:03.206							
6	2:35.321	49.847	56.615	48.859	221.0	18:38.527							
7	2:18.189	42.710	47.480	47.999	221.4	20:56.716							
8	2:49.321 B	51.648	54.486	1:03.187	220.5	23:46.037							
25 Andrea GIULIANI													
1	3:49.154	2:04.777	51.352	53.025	141.6	3:49.154							
2	2:25.517	46.443	49.994	49.080	155.1	6:14.671							
3	2:17.884	44.322	46.451	47.111	220.1	8:32.555							
4	2:15.575	42.243	46.478	46.854	221.4	10:48.130							
5	2:14.361	42.185	45.364	46.812	220.1	13:02.491							
6	2:14.056	42.096	45.510	46.450	220.1	15:16.547							
7	5:23.674 B	42.094	3:35.005	1:06.575	221.0	20:40.221							
8	3:23.587	1:46.558	48.198	48.831	153.8	24:03.808							
9	2:18.590	43.639	45.912	49.039	209.9	26:22.398							
55 Stefano ZERBI													
1	2:41.380	1:03.066	49.920	48.394	134.6	2:41.380							
2	2:15.457	41.936	47.775	45.746	218.3	4:56.837							
3	2:13.463	43.031	44.575	45.857	223.7	7:10.300							
4	2:20.102 B	41.665	44.830	53.607	218.3	9:30.402							
5	3:41.403	2:10.554	45.324	45.525	176.5	13:11.805							
6	2:11.603	41.597	44.956	45.050	221.0	15:23.408							
7	2:10.444	41.128	43.998	45.318	221.9	17:33.852							
8	2:11.536	41.737	44.869	44.930	211.5	19:45.388							
9	2:10.068	41.411	43.954	44.703	220.1	21:55.456							
10	2:09.507	41.298	43.852	44.357	220.1	24:04.963							
11	2:10.166	41.546	43.992	44.628	222.3	26:15.129							



LOTUS CUP ITALIA

PERONI RACING WEEKEND

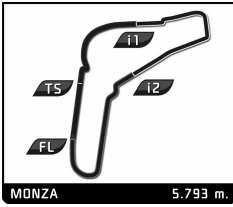
Free Practice 1

Analysis

■ Personal Best
 ■ Session Best
 B Crossing the finish line in pit lane

Lap	Time	Sector 1	Sector 2	Sector 3	T. Spd	Elapsed	Lap	Time	Sector 1	Sector 2	Sector 3	T. Spd	Elapsed
73 Marco FUMAGALLI													
1	3:48.927	1:55.589	57.021	56.317	109.6	3:48.927							
2	2:34.048	50.839	50.412	52.797	164.7	6:22.975							
3	2:31.478	47.284	51.191	53.003	177.6	8:54.453							
4	2:28.949	45.828	50.379	52.742	197.3	11:23.402							
5	2:28.512	48.608	48.188	51.716	191.1	13:51.914							
6	2:24.679	46.016	48.210	50.453	178.8	16:16.593							
7	2:39.720	1:00.157	49.309	50.254	204.7	18:56.313							
8	2:28.817	47.855	51.318	49.644	201.3	21:25.130							
9	2:20.218	44.068	47.368	48.782	208.7	23:45.348							
10	2:19.563	43.912	46.847	48.804	208.7	26:04.911							
74 Luca FLACCADORI													
1	2:42.041	1:06.173	48.641	47.227	154.7	2:42.041							
2	2:13.559	42.090	45.892	45.577	204.4	4:55.600							
3	2:10.042	40.541	44.315	45.186	223.2	7:05.642							
4	2:10.563	40.456	44.117	45.990	224.6	9:16.205							
5	2:09.518	41.100	43.759	44.659	220.5	11:25.723							
6	2:08.716	40.815	43.509	44.392	223.7	13:34.439							
7	2:16.350 B	40.564	43.843	51.943	222.8	15:50.789							
8	3:57.335	2:28.589	44.609	44.137	170.7	19:48.124							
9	2:10.123	40.850	44.970	44.303	227.4	21:58.247							
10	2:09.279	40.311	44.673	44.295	227.4	24:07.526							
11	2:11.270	40.850	45.308	45.112	224.2	26:18.796							
79 Filippo MANASSERO													
1	3:47.185	1:28.516	1:10.305	1:08.364	112.2	3:47.185							
2	2:27.966	51.404	47.915	48.647	158.7	6:15.151							
3	2:12.652	42.487	44.598	45.567	208.7	8:27.803							
4	2:19.685 B	41.595	44.131	53.959	218.3	10:47.488							
5	3:26.567	1:58.255	43.963	44.349	175.1	14:14.055							
6	2:08.997	41.282	43.544	44.171	220.5	16:23.052							
7	2:09.149	41.094	43.605	44.450	221.4	18:32.201							
8	2:08.863	41.244	43.469	44.150	220.5	20:41.064							
9	2:08.571	41.185	43.319	44.067	219.6	22:49.635							
10	2:33.871 B	41.140	50.237	1:02.494	219.2	25:23.506							





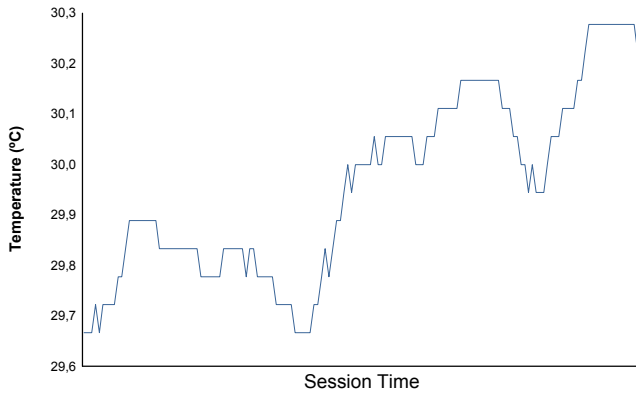
PERONI RACING WEEKEND

LOTUS CUP ITALIA

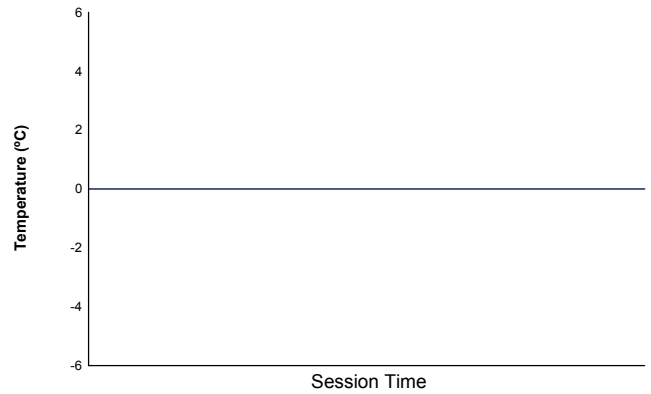
Free Practice 1

Weather Report

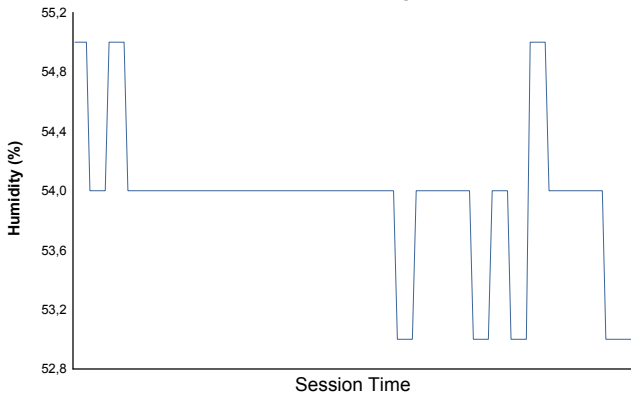
Air Temperature



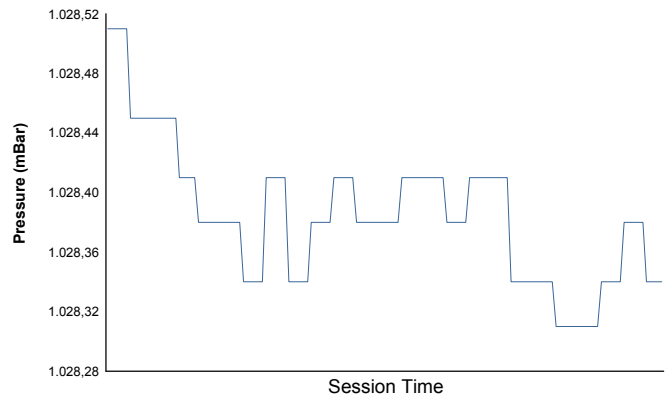
Track Temperature



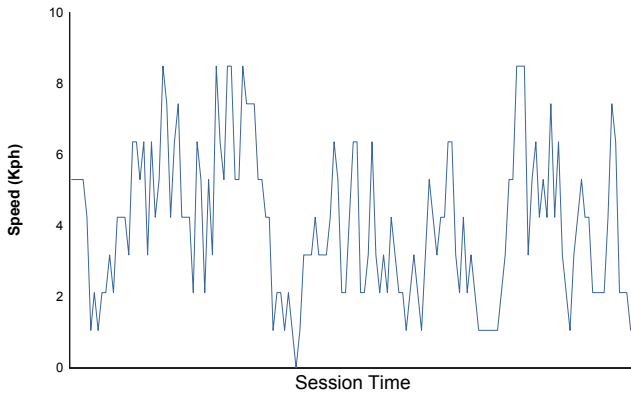
Humidity



Pressure

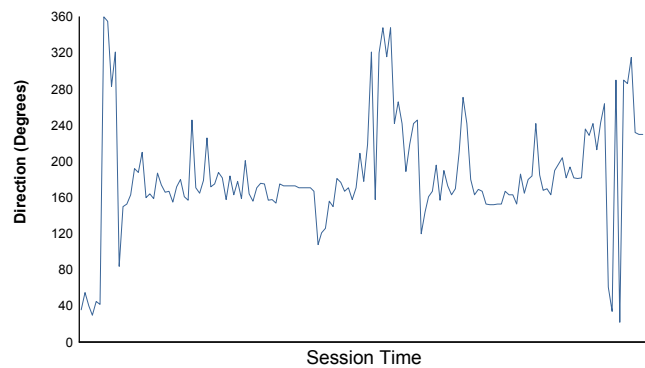


Wind Speed



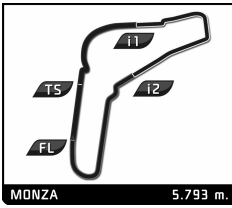
Wind direction

North = 0°/360° Est = 90° South = 180° West = 270°



Track Status: **DRY**





LOTUS CUP ITALIA

PERONI RACING WEEKEND

Free Practice 2

Classification

Nr.	Driver	Nat	Team	Car	Time	Lap	Total	Gap	Kph
1	11 Franco NESPOLI				2:07.940	4	6	-	163.0
2	74 Luca FLACCADORI				2:09.100	4	7	+1.160	161.5
3	79 Filippo MANASSERO				2:10.195	3	7	+2.255	160.2
4	12 Fabio REZZONICO				2:10.442	5	7	+2.502	159.9
5	6 Vito UTZIERI				2:10.991	5	7	+3.051	159.2
6	55 Stefano ZERBI				2:11.073	4	7	+3.133	159.1
7	2 Vincenzo SAUTO				2:11.168	5	5	+3.228	159.0
8	15 Giacomo GIUBERGIA				2:15.356	2	7	+7.416	154.1
9	25 Andrea GIULIANI				2:15.589	3	6	+7.649	153.8
10	17 Jurgen HEIDENHOFER				2:17.163	3	6	+9.223	152.0
11	73 Marco FUMAGALLI				2:18.092	4	7	+10.152	151.0
12	22 Paolo FERRARESI				2:22.849	3	6	+14.909	146.0

Fastest Lap	Lap 4	Franco NESPOLI	2:07.940	163.0 Kph
-------------	-------	----------------	----------	-----------


Published at:

Track Status: **DRY**

Race Director:

Timekeeper:



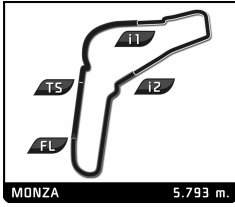


LOTUS CUP ITALIA
PERONI RACING WEEKEND
 Free Practice 2

Best Sector Times

SECTOR 1			SECTOR 2			SECTOR 3			Pos	Driver	Ideal Lap	Best Lap
Pos	Driver	Time	Driver	Time	Driver	Time						
1	74 L.FLACCADORI	40.885	11 F.NESPOLI	42.950	11 F.NESPOLI	43.879	1	11 F.NESPOLI	2:07.760	2:07.940	(1)	
2	6 V.UTZIERI	40.904	74 L.FLACCADORI	43.763	74 L.FLACCADORI	44.225	2	74 L.FLACCADORI	2:08.873	2:09.100	(2)	
3	11 F.NESPOLI	40.931	79 F.MANASSERO	43.834	79 F.MANASSERO	44.537	3	79 F.MANASSERO	2:10.106	2:10.195	(3)	
4	55 S.ZERBI	41.099	2 V.SAUTO	44.248	12 F.REZZONICO	44.727	4	12 F.REZZONICO	2:10.442	2:10.442	(4)	
5	12 F.REZZONICO	41.458	12 F.REZZONICO	44.257	55 S.ZERBI	45.022	5	55 S.ZERBI	2:10.644	2:11.073	(6)	
6	2 V.SAUTO	41.687	15 G.GIUBERGIA	44.353	2 V.SAUTO	45.233	6	6 V.UTZIERI	2:10.879	2:10.991	(5)	
7	79 F.MANASSERO	41.735	55 S.ZERBI	44.523	6 V.UTZIERI	45.260	7	2 V.SAUTO	2:11.168	2:11.168	(7)	
8	15 G.GIUBERGIA	41.776	6 V.UTZIERI	44.715	15 G.GIUBERGIA	45.472	8	15 G.GIUBERGIA	2:11.601	2:15.356	(8)	
9	25 A.GIULIANI	41.986	25 A.GIULIANI	45.982	17 J.HEIDENHOFER	46.826	9	25 A.GIULIANI	2:14.973	2:15.589	(9)	
10	17 J.HEIDENHOFER	42.555	17 J.HEIDENHOFER	46.449	25 A.GIULIANI	47.005	10	17 J.HEIDENHOFER	2:15.830	2:17.163	(10)	
11	73 M.FUMAGALLI	42.935	73 M.FUMAGALLI	46.487	73 M.FUMAGALLI	47.326	11	73 M.FUMAGALLI	2:16.748	2:18.092	(11)	
12	22 P.FERRARESI	43.876	22 P.FERRARESI	48.277	22 P.FERRARESI	49.254	12	22 P.FERRARESI	2:21.407	2:22.849	(12)	



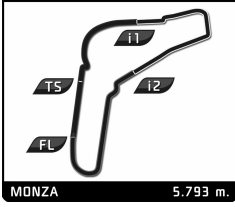


LOTUS CUP ITALIA
PERONI RACING WEEKEND
 Free Practice 2

Best Top Speeds

Driver	Team	Top 1		Top 2		Top 3		Top 4		Top 5		Avg
		Kph	Lap	Kph	Lap	Kph	Lap	Kph	Lap	Kph	Lap	
6 Vito UTZIERI		231.3	2	228.9	3	227.9	4	227.4	5	226.5	6	228,4
11 Franco NESPOLI		225.6	2	224.6	4	223.7	3	223.2	5	156.4	1	210,7
25 Andrea GIULIANI		224.2	2	220.1	5	213.6	4	188.1	3	169.1	6	203,0
74 Luca FLACCADORI		223.2	2	221.9	3	221.4	4	220.5	5	219.2	6	221,2
2 Vincenzo SAUTO		223.2	2	221.4	3	220.1	4	219.2	5	164.5	1	209,7
55 Stefano ZERBI		222.8	3	222.8	4	221.9	5	215.3	2	167.0	7	210,0
12 Fabio REZZONICO		221.4	3	220.5	4	217.9	5	217.0	2	216.6	6	218,7
22 Paolo FERRARESI		220.1	2	214.0	3	213.6	4	130.0	1	107.2	6	177,0
79 Filippo MANASSERO		218.3	3	217.4	4	216.1	2	214.9	6	175.1	7	208,4
15 Giacomo GIUBERGIA		217.9	5	213.2	2	195.2	3	177.1	4	175.6	7	195,8
17 Jurgen HEIDENHOFER		216.1	3	214.9	4	198.4	2	159.4	5	148.3	1	187,4
73 Marco FUMAGALLI		214.9	5	210.3	3	209.5	2	205.5	6	195.5	4	207,1






LOTUS CUP ITALIA
PERONI RACING WEEKEND
Free Practice 2

Fastest Lap Sequence

Practice Time	Driver	Team	Car	Class	Time	Kph	Lap
4:42.850	74 Luca FLACCADORI				2:09.801	160.7	2
6:52.136	74 Luca FLACCADORI				2:09.286	161.3	3
7:18.106	11 Franco NESPOLI				2:08.934	161.7	2
9:26.390	11 Franco NESPOLI				2:08.284	162.6	3
11:34.330	11 Franco NESPOLI				2:07.940	163.0	4





LOTUS CUP ITALIA

PERONI RACING WEEKEND

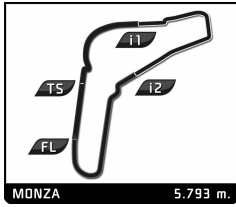
Free Practice 2

Analysis

Personal Best Session Best B Crossing the finish line in pit lane

Lap	Time	Sector 1	Sector 2	Sector 3	T. Spd	Elapsed	Lap	Time	Sector 1	Sector 2	Sector 3	T. Spd	Elapsed
2 Vincenzo SAUTO							6	9:59.410	8:25.875	46.709	46.826	138.1	25:32.899
1	2:42.979	1:09.593	46.016	47.370	164.5	2:42.979							
2	2:13.615	42.601	45.346	45.668	223.2	4:56.594							
3	2:12.080	41.807	44.771	45.502	221.4	7:08.674							
4	2:11.856	41.907	44.533	45.416	220.1	9:20.530							
5	2:11.168	41.687	44.248	45.233	219.2	11:31.698							
6 Vito UTZIERI													
1	2:34.137	57.710	48.129	48.298	127.3	2:34.137							
2	2:13.321	41.425	46.015	45.881	231.3	4:47.458							
3	2:11.741	40.985	45.146	45.610	228.9	6:59.199							
4	2:11.996	41.204	44.715	46.077	227.9	9:11.195							
5	2:10.991	40.939	44.792	45.260	227.4	11:22.186							
6	2:32.312 B	40.904	44.692	1:06.716	226.5	13:54.498							
7	11:17.832	9:45.598	45.585	46.649	176.5	25:12.330							
11 Franco NESPOLI													
1	5:09.172	3:39.392	45.437	44.343	156.4	5:09.172							
2	2:08.934	40.937	43.537	44.460	225.6	7:18.106							
3	2:08.284	40.931	43.383	43.970	223.7	9:26.390							
4	2:07.940	41.111	42.950	43.879	224.6	11:34.330							
5	2:33.128 B	43.134	49.624	1:00.370	223.2	14:07.458							
6	11:14.721	9:46.690	43.926	44.105	150.8	25:22.179							
12 Fabio REZZONICO													
1	3:01.726	1:28.875	46.703	46.148	159.2	3:01.726							
2	2:12.457	41.857	44.511	46.089	217.0	5:14.183							
3	2:11.331	41.710	44.658	44.963	221.4	7:25.514							
4	2:11.658	41.855	44.477	45.326	220.5	9:37.172							
5	2:10.442	41.458	44.257	44.727	217.9	11:47.614							
6	2:35.455 B	41.595	51.449	1:02.411	216.6	14:23.069							
7	10:54.067	9:23.245	44.811	46.011	170.7	25:17.136							
15 Giacomo GIUBERGIA													
1	2:58.678	1:19.888	49.644	49.146	166.2	2:58.678							
2	2:15.356	43.307	45.547	46.502	213.2	5:14.034							
3	2:20.720 B	42.909	45.005	52.806	195.2	7:34.754							
4	3:07.051	1:36.757	44.822	45.472	177.1	10:41.805							
5	2:11.462	41.776	44.353	45.333	217.9	12:53.267							
6	2:45.147 B	47.160	50.310	1:07.677	173.1	15:38.414							
7	9:41.100	8:09.874	45.438	45.788	175.6	25:19.514							
17 Jurgen HEIDENHOFER													
1	2:59.979	1:17.772	52.530	49.677	148.3	2:59.979							
2	2:20.671	44.863	47.245	48.563	198.4	5:20.650							
3	2:17.163	42.789	46.449	47.925	216.1	7:37.813							
4	2:25.067 B	42.555	46.624	55.888	214.9	10:02.880							
5	5:30.609 B	3:07.926	58.306	1:24.377	159.4	15:33.489							
22 Paolo FERRARESI													
1	5:36.808	3:51.346	53.689	51.773	130.0	5:36.808							
2	2:25.205	44.492	51.004	49.709	220.1	8:02.013							
3	2:22.849	43.876	49.719	49.254	214.0	10:24.862							
4	2:21.331	44.141	48.277	48.913	213.6	12:46.193							
5	3:28.417 B	1:02.052	1:07.216	1:19.149	99.4	16:14.610							
6	9:28.673	7:47.365	51.821	49.487	107.2	25:43.283							
25 Andrea GIULIANI													
1	5:01.886	3:23.507	49.539	48.840	117.5	5:01.886							
2	2:15.995	42.115	46.565	47.315	224.2	7:17.881							
3	2:15.589	42.602	45.982	47.005	188.1	9:33.470							
4	2:17.309	41.986	47.763	47.560	213.6	11:50.779							
5	2:38.473 B	42.776	48.828	1:06.869	220.1	14:29.252							
6	10:57.174	9:21.803	47.626	47.745	169.1	25:26.426							
55 Stefano ZERBI													
1	2:44.497	1:02.398	50.323	51.776	142.9	2:44.497							
2	2:15.810	42.650	46.741	46.419	215.3	5:00.307							
3	2:11.869	41.625	44.803	45.441	222.8	7:12.176							
4	2:11.073	41.528	44.523	45.022	222.8	9:23.249							
5	2:18.598 B	41.099	44.587	52.912	221.9	11:41.847							
6	3:54.747 B	1:57.772	50.402	1:06.573	106.9	15:36.594							
7	9:46.889	8:10.112	48.633	48.144	167.0	25:23.483							
73 Marco FUMAGALLI													
1	2:42.192	1:03.890	48.342	49.960	151.0	2:42.192							
2	2:21.344	44.603	48.609	48.132	209.5	5:03.536							
3	2:18.318	42.935	46.989	48.394	210.3	7:21.854							
4	2:18.092	43.894	46.872	47.326	195.5	9:39.946							
5	2:18.470	43.401	46.487	48.582	214.9	11:58.416							
6	2:33.518 B	43.553	48.163	1:01.802	205.5	14:31.934							
7	10:45.143	9:10.749	46.885	47.509	169.1	25:17.077							
74 Luca FLACCADORI													
1	2:33.049	58.681	47.574	46.794	120.9	2:33.049							
2	2:09.801	41.061	44.109	44.631	223.2	4:42.850							
3	2:09.286	40.898	43.763	44.625	221.9	6:52.136							
4	2:09.100	40.885	43.990	44.225	221.4	9:01.236							
5	2:09.174	40.924	43.852	44.398	220.5	11:10.410							
6	2:24.265 B	41.133	44.695	58.437	219.2	13:34.675							
7	11:31.821	...	44.716	44.913	150.6	25:06.496							
79 Filippo MANASSERO													
1	2:40.979	1:08.274	45.751	46.954	163.2	2:40.979							
2	2:10.731	41.769	44.134	44.828	216.1	4:51.710							
3	2:10.195	41.824	43.834	44.537	218.3	7:01.905							





LOTUS CUP ITALIA

PERONI RACING WEEKEND

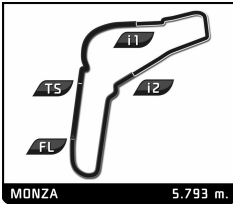
Free Practice 2

Analysis

■ Personal Best ■ Session Best **B** Crossing the finish line in pit lane

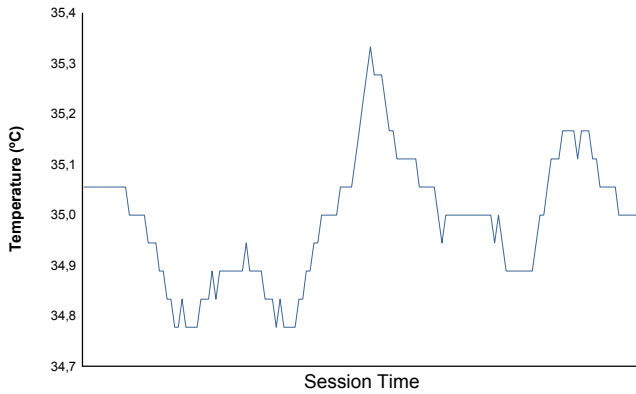
Lap	Time	Sector 1	Sector 2	Sector 3	T. Spd	Elapsed	Lap	Time	Sector 1	Sector 2	Sector 3	T. Spd	Elapsed
4	2:19.046 B	41.735	43.870	53.441	217.4	9:20.951							
5	3:06.024	1:37.108	44.135	44.781	171.8	12:26.975							
6	3:04.129 B	41.912	58.059	1:24.158	214.9	15:31.104							
7	9:45.595	8:16.073	44.495	45.027	175.1	25:16.699							



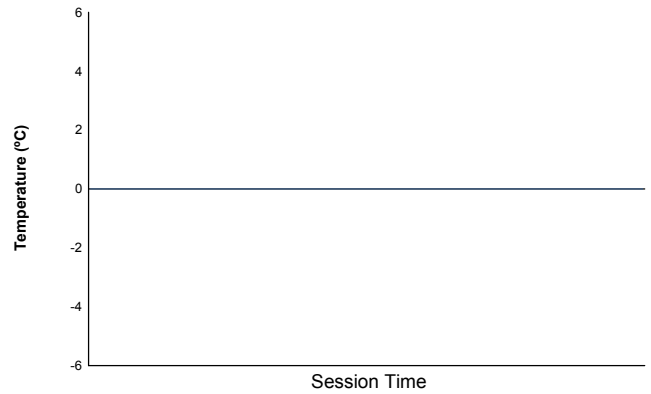


PERONI RACING WEEKEND
LOTUS CUP ITALIA
Free Practice 2
Weather Report

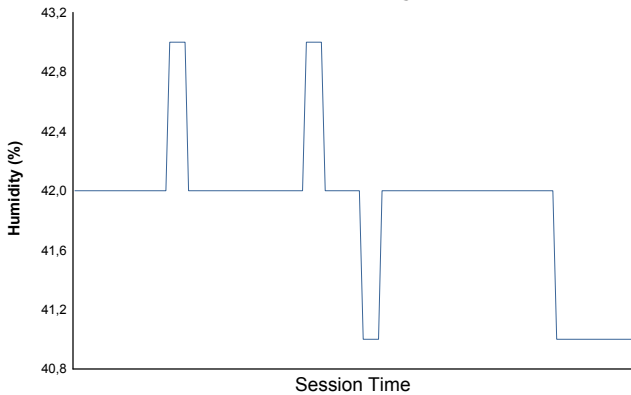
Air Temperature



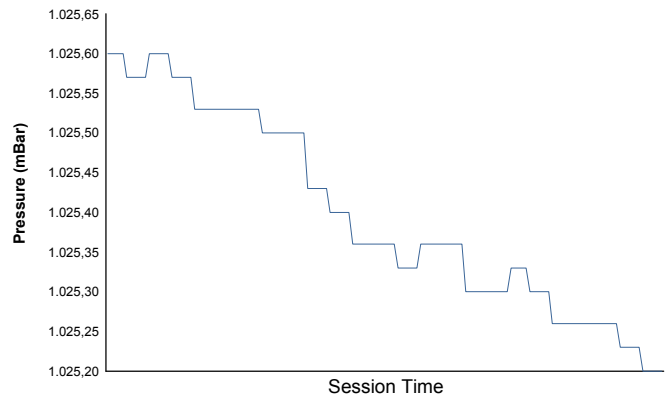
Track Temperature



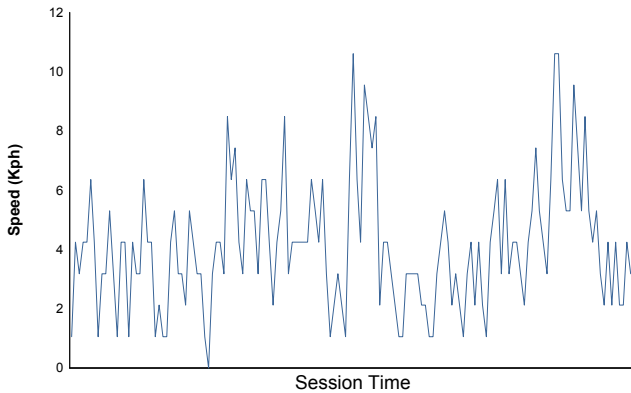
Humidity



Pressure

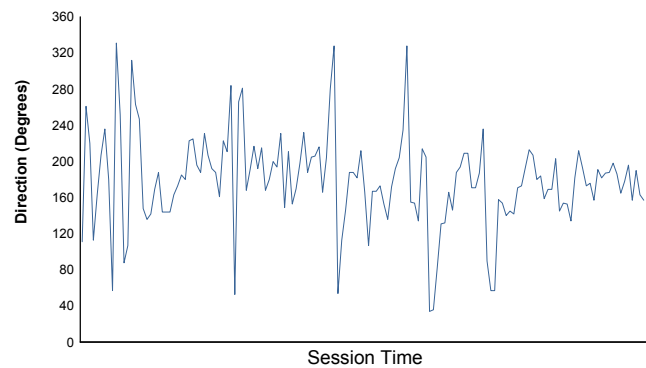


Wind Speed



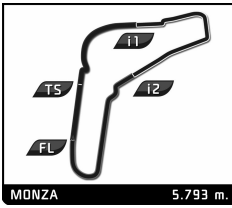
Wind direction

North = 0°/360° Est = 90° South = 180° West = 270°



Track Status: **DRY**





LOTUS CUP ITALIA
PERONI RACING WEEKEND

Qualifying 1

Classification

Nr.	Driver	Nat	Team	Car	Time	Lap	Total	Gap	Kph
1	11 Franco NESPOLI				2:05.966	2	4	-	165.6
2	79 Filippo MANASSERO				2:07.533	2	9	+1.567	163.5
3	15 Giacomo GIUBERGIA				2:07.782	5	9	+1.816	163.2
4	74 Luca FLACCADORI				2:08.182	8	9	+2.216	162.7
5	6 Vito UTZIERI				2:08.815	6	9	+2.849	161.9
6	55 Stefano ZERBI				2:09.191	3	8	+3.225	161.4
7	12 Fabio REZZONICO				2:09.625	4	9	+3.659	160.9
8	2 Vincenzo SAUTO				2:10.093	3	8	+4.127	160.3
9	73 Marco FUMAGALLI				2:10.321	4	5	+4.355	160.0
10	17 Jurgen HEIDENHOFER				2:12.101	7	8	+6.135	157.9
11	25 Andrea GIULIANI				2:14.788	5	7	+8.822	154.7
12	22 Paolo FERRARESI				2:18.164	4	6	+12.198	150.9


Fastest Lap	Lap 2	Franco NESPOLI	2:05.966	165.6 Kph
-------------	-------	----------------	----------	-----------

Published at:

Track Status: **DRY**

Race Director:	Timekeeper:
----------------	-------------



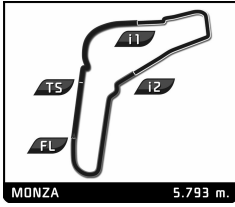


LOTUS CUP ITALIA
PERONI RACING WEEKEND
 Qualifying 1

Best Sector Times

SECTOR 1			SECTOR 2			SECTOR 3			Pos	Driver	Ideal Lap	Best Lap	
Pos	Driver	Time	Driver	Time	Driver	Time							
1	11 F.NESPOLI	40.249	11 F.NESPOLI	42.306	11 F.NESPOLI	43.411	1	11 F.NESPOLI	2:05.966	2:05.966	(1)		
2	74 L.FLACCADORI	40.262	79 F.MANASSERO	42.847	15 G.GIUBERGIA	43.636	2	79 F.MANASSERO	2:07.318	2:07.533	(2)		
3	6 V.UTZIERI	40.480	15 G.GIUBERGIA	43.203	79 F.MANASSERO	43.647	3	15 G.GIUBERGIA	2:07.384	2:07.782	(3)		
4	15 G.GIUBERGIA	40.545	74 L.FLACCADORI	43.206	74 L.FLACCADORI	44.077	4	74 L.FLACCADORI	2:07.545	2:08.182	(4)		
5	79 F.MANASSERO	40.824	12 F.REZZONICO	43.545	55 S.ZERBI	44.293	5	6 V.UTZIERI	2:08.718	2:08.815	(5)		
6	55 S.ZERBI	40.964	55 S.ZERBI	43.637	12 F.REZZONICO	44.430	6	55 S.ZERBI	2:08.894	2:09.191	(6)		
7	2 V.SAUTO	41.216	6 V.UTZIERI	43.752	6 V.UTZIERI	44.486	7	12 F.REZZONICO	2:09.384	2:09.625	(7)		
8	12 F.REZZONICO	41.409	73 M.FUMAGALLI	43.768	73 M.FUMAGALLI	44.737	8	2 V.SAUTO	2:09.983	2:10.093	(8)		
9	73 M.FUMAGALLI	41.760	2 V.SAUTO	43.905	2 V.SAUTO	44.862	9	73 M.FUMAGALLI	2:10.265	2:10.321	(9)		
10	25 A.GIULIANI	41.843	17 J.HEIDENHOFER	44.529	17 J.HEIDENHOFER	45.396	10	17 J.HEIDENHOFER	2:11.895	2:12.101	(10)		
11	17 J.HEIDENHOFER	41.970	25 A.GIULIANI	45.812	25 A.GIULIANI	46.674	11	25 A.GIULIANI	2:14.329	2:14.788	(11)		
12	22 P.FERRARESI	42.948	22 P.FERRARESI	47.509	22 P.FERRARESI	47.701	12	22 P.FERRARESI	2:18.158	2:18.164	(12)		



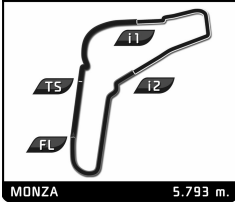


LOTUS CUP ITALIA
PERONI RACING WEEKEND
 Qualifying 1

Best Top Speeds

Driver	Team	Top 1		Top 2		Top 3		Top 4		Top 5		Avg
		Kph	Lap	Kph	Lap	Kph	Lap	Kph	Lap	Kph	Lap	
6 Vito UTZIERI		229.9	3	229.4	5	228.9	6	228.9	7	227.9	4	229,0
11 Franco NESPOLI		228.9	2	226.5	3	225.6	4	173.1	1			213,5
15 Giacomo GIUBERGIA		226.5	6	225.6	3	225.1	2	225.1	4	224.2	5	225,3
55 Stefano ZERBI		226.5	2	225.6	3	224.6	4	222.8	5	222.3	6	224,4
79 Filippo MANASSERO		226.0	8	225.6	2	225.6	9	223.7	3	221.9	4	224,6
74 Luca FLACCADORI		225.6	2	223.2	3	223.2	4	222.8	5	220.5	8	223,1
25 Andrea GIULIANI		222.3	2	221.0	5	219.2	6	217.4	7	211.5	4	218,3
2 Vincenzo SAUTO		221.9	2	220.1	3	219.2	5	218.8	4	218.3	7	219,7
73 Marco FUMAGALLI		221.4	2	221.0	3	219.2	4	219.2	5	126.1	1	201,4
22 Paolo FERRARESI		220.1	6	218.3	2	217.9	3	217.9	4	212.8	5	217,4
12 Fabio REZZONICO		219.2	2	218.8	4	217.0	5	216.6	7	216.6	8	217,6
17 Jurgen HEIDENHOFER		218.8	2	217.9	3	217.0	7	215.7	6	215.3	5	216,9



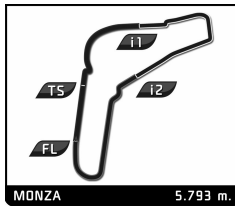


LOTUS CUP ITALIA
PERONI RACING WEEKEND
Qualifying 1

Fastest Lap Sequence

Practice Time	Driver	Team	Car	Class	Time	Kph	Lap
4:23.240	11 Franco NESPOLI				2:05.966	165.6	2





LOTUS CUP ITALIA

PERONI RACING WEEKEND

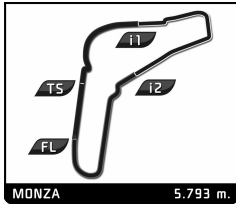
Qualifying 1

Analysis

■ Personal Best
 ■ Session Best
 ■ Crossing the finish line in pit lane

Lap	Time	Sector 1	Sector 2	Sector 3	T. Spd	Elapsed	Lap	Time	Sector 1	Sector 2	Sector 3	T. Spd	Elapsed
2 Vincenzo SAUTO							17 Jurgen HEIDENHOFER						
1	3:01.743	1:11.773	1:00.500	49.470	108.5	3:01.743	1	3:03.505	1:13.878	59.693	49.934	92.4	3:03.505
2	2:11.975	41.939	44.378	45.658	221.9	5:13.718	2	2:15.565	43.149	46.193	46.223	218.8	5:19.070
3	2:10.093	41.326	43.905	44.862	220.1	7:23.811	3	2:15.416	42.369	46.092	46.955	217.9	7:34.486
4	2:11.594	41.301	44.737	45.556	218.8	9:35.405	4	2:14.191	42.326	46.035	45.830	214.4	9:48.677
5	2:24.625 B	41.571	44.059	58.995	219.2	12:00.030	5	2:12.469	41.985	44.936	45.548	215.3	12:01.146
6	4:11.861	2:40.896	45.421	45.544	173.7	16:11.891	6	2:12.582	42.084	45.102	45.396	215.7	14:13.728
7	2:10.733	41.216	44.229	45.288	218.3	18:22.624	7	2:12.101	41.970	44.529	45.602	217.0	16:25.829
8	2:46.291 B	42.078	53.120	1:11.093	218.3	21:08.915	8	2:24.318 B	42.325	46.038	55.955	214.4	18:50.147
6 Vito UTZIERI							22 Paolo FERRARESI						
1	2:49.997	1:12.220	49.766	48.011	106.4	2:49.997	1	3:06.670	1:16.231	59.343	51.096	92.4	3:06.670
2	2:12.118	41.426	45.433	45.259	220.5	5:02.115	2	2:22.078	43.606	49.278	49.194	218.3	5:28.748
3	2:10.634	40.919	44.907	44.808	229.9	7:12.749	3	2:19.320	43.115	47.799	48.406	217.9	7:48.068
4	2:09.459	40.606	44.076	44.777	227.9	9:22.208	4	2:18.164	42.948	47.515	47.701	217.9	10:06.232
5	2:09.443	40.800	44.141	44.502	229.4	11:31.651	5	2:18.980	43.405	47.509	48.066	212.8	12:25.212
6	2:08.815	40.577	43.752	44.486	228.9	13:40.466	6	2:37.104 B	48.421	48.414	1:00.269	220.1	15:02.316
7	2:09.105	40.480	43.775	44.850	228.9	15:49.571							
8	2:09.125	40.642	43.886	44.597	227.9	17:58.696							
9	2:38.834 B	46.196	50.789	1:01.849	187.8	20:37.530							
11 Franco NESPOLI							25 Andrea GIULIANI						
1	2:17.274	47.551	45.743	43.980	173.1	2:17.274	1	2:52.542	1:13.708	49.726	49.108	99.7	2:52.542
2	2:05.966	40.249	42.306	43.411	228.9	4:23.240	2	2:16.262	42.583	46.774	46.905	222.3	5:08.804
3	2:06.575	40.404	42.648	43.523	226.5	6:29.815	3	2:15.865	42.442	46.474	46.949	207.1	7:24.669
4	2:20.189 B	40.586	43.697	55.906	225.6	8:50.004	4	2:15.104	41.850	46.345	46.909	211.5	9:39.773
							5	2:14.788	41.843	46.271	46.674	221.0	11:54.561
							6	2:16.027	42.282	46.789	46.956	219.2	14:10.588
							7	2:26.705 B	41.929	45.812	58.964	217.4	16:37.293
12 Fabio REZZONICO							55 Stefano ZERBI						
1	2:21.263	48.609	47.111	45.543	167.5	2:21.263	1	2:30.614	55.658	47.419	47.537	131.9	2:30.614
2	2:10.636	42.047	43.767	44.822	219.2	4:31.899	2	2:10.816	41.621	44.358	44.837	226.5	4:41.430
3	2:09.847	41.597	43.545	44.705	210.3	6:41.746	3	2:09.191	40.968	43.724	44.499	225.6	6:50.621
4	2:09.625	41.409	43.683	44.533	218.8	8:51.371	4	2:09.910	40.964	43.842	45.104	224.6	9:00.531
5	2:28.662 B	41.468	48.591	58.603	217.0	11:20.033	5	2:09.192	41.262	43.637	44.293	222.8	11:09.723
6	4:09.125	2:40.422	44.039	44.664	172.0	15:29.158	6	2:20.303 B	41.048	43.743	55.512	222.3	13:30.026
7	2:09.691	41.447	43.579	44.665	216.6	17:38.849	7	4:01.047	2:28.806	46.721	45.520	173.1	17:31.073
8	2:09.672	41.593	43.649	44.430	216.6	19:48.521	8	2:09.849	41.324	43.933	44.592	218.3	19:40.922
9	2:15.687	46.085	45.156	44.446	216.1	22:04.208							
15 Giacomo GIUBERGIA							73 Marco FUMAGALLI						
1	2:30.093	57.126	46.388	46.579	129.1	2:30.093	1	2:37.206	58.197	50.402	48.607	126.1	2:37.206
2	2:09.694	41.539	43.804	44.351	225.1	4:39.787	2	2:12.603	42.343	44.814	45.446	221.4	4:49.809
3	2:08.581	40.763	43.778	44.040	225.6	6:48.368	3	2:10.841	41.946	44.158	44.737	221.0	7:00.650
4	2:08.087	40.838	43.387	43.862	225.1	8:56.455	4	2:10.321	41.760	43.768	44.793	219.2	9:10.971
5	2:07.782	40.939	43.207	43.636	224.2	11:04.237	5	2:24.931 B	42.361	45.693	56.877	219.2	11:35.902
6	2:15.634 B	40.545	43.651	51.438	226.5	13:19.871							
7	3:43.294	2:15.685	43.663	43.946	173.7	17:03.165							
8	2:07.943	40.680	43.240	44.023	222.8	19:11.108							
9	2:09.392	42.403	43.203	43.786	222.8	21:20.500							
74 Luca FLACCADORI													
1	2:28.337	54.494	47.027	46.816	136.2	2:28.337							
2	2:09.834	41.289	43.817	44.728	225.6	4:38.171							
3	2:08.777	41.021	43.418	44.338	223.2	6:46.948							





LOTUS CUP ITALIA PERONI RACING WEEKEND Qualifying 1

Analysis

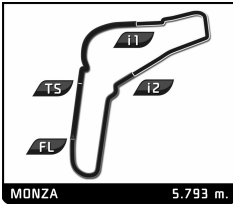
■ Personal Best
 ■ Session Best
 B Crossing the finish line in pit lane

Lap	Time	Sector 1	Sector 2	Sector 3	T. Spd	Elapsed	Lap	Time	Sector 1	Sector 2	Sector 3	T. Spd	Elapsed
4	2:08.188	40.262	43.759	44.167	223.2	8:55.136							
5	2:08.551	40.676	43.530	44.345	222.8	11:03.687							
6	2:27.418 B	43.499	46.289	57.630	166.2	13:31.105							
7	3:23.951	1:36.926	57.470	49.555	177.4	16:55.056							
8	2:08.182	40.899	43.206	44.077	220.5	19:03.238							
9	2:09.095	41.141	43.778	44.176	220.1	21:12.333							

79 Filippo MANASSERO

1	2:24.597	50.628	47.496	46.473	145.2	2:24.597
2	2:07.533	40.824	42.914	43.795	225.6	4:32.130
3	2:07.701	40.985	42.954	43.762	223.7	6:39.831
4	2:08.542	41.180	43.367	43.995	221.9	8:48.373
5	2:08.283	41.216	42.963	44.104	220.5	10:56.656
6	2:21.731 B	41.941	45.078	54.712	202.1	13:18.387
7	3:45.421	2:18.061	43.713	43.647	174.8	17:03.808
8	2:07.768	40.861	43.195	43.712	226.0	19:11.576
9	2:08.802	41.543	42.847	44.412	225.6	21:20.378





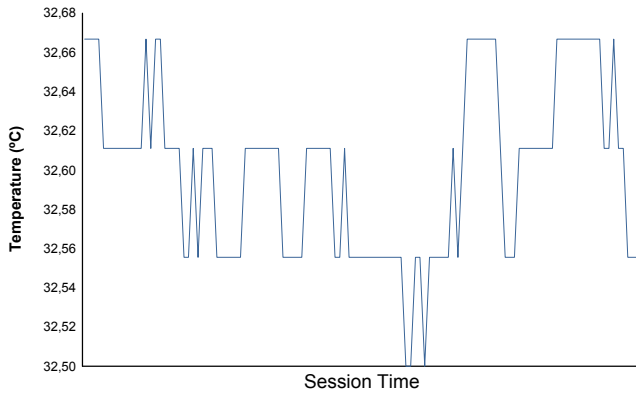
PERONI RACING WEEKEND

LOTUS CUP ITALIA

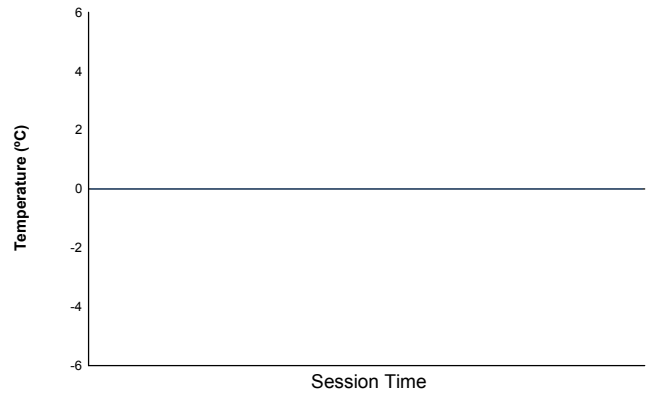
Qualifying 1

Weather Report

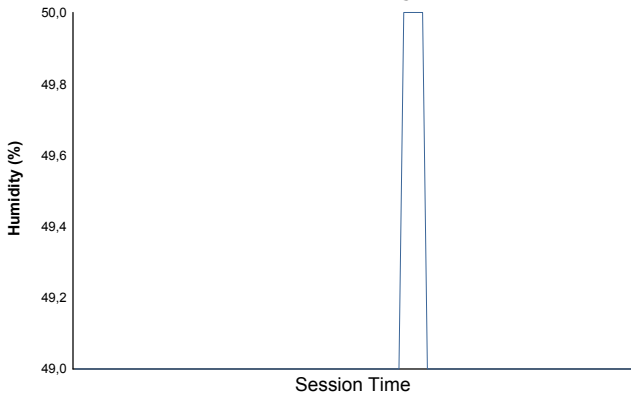
Air Temperature



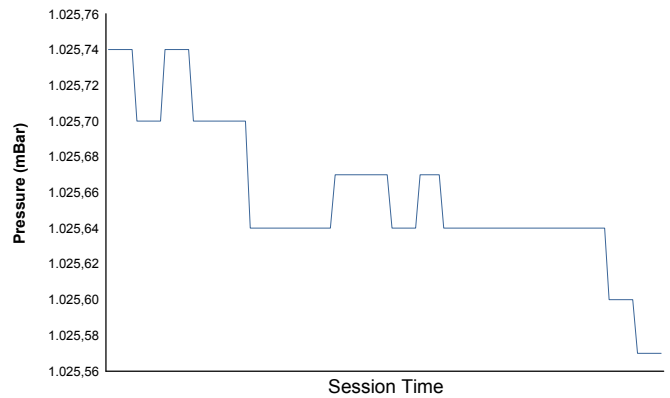
Track Temperature



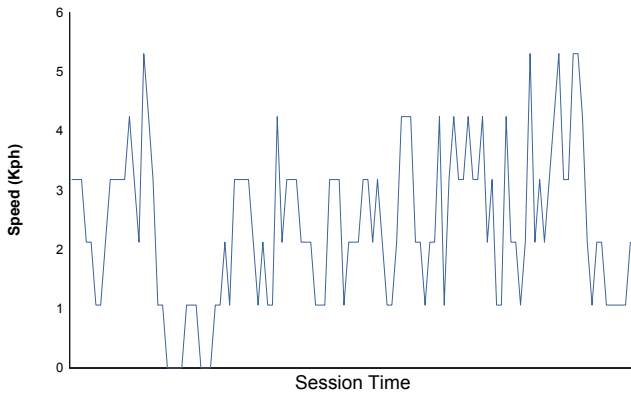
Humidity



Pressure

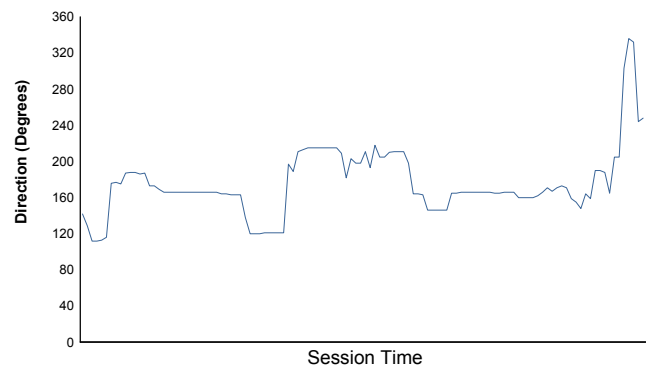


Wind Speed



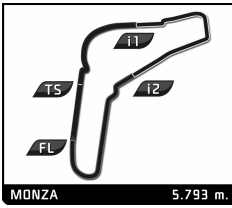
Wind direction

North = 0°/360° Est = 90° South = 180° West = 270°



Track Status: **DRY**





LOTUS CUP ITALIA PERONI RACING WEEKEND

Qualifying 2

Classification

Nr.	Driver	Nat	Team	Car	Time	Lap	Total	Gap	Kph
1	79 Filippo MANASSERO				2:06.726	2	7	-	164.6
2	11 Franco NESPOLI				2:06.955	6	9	+0.229	164.3
3	74 Luca FLACCADORI				2:07.410	3	7	+0.684	163.7
4	15 Giacomo GIUBERGIA				2:08.305	6	8	+1.579	162.5
5	55 Stefano ZERBI				2:08.822	3	7	+2.096	161.9
6	12 Fabio REZZONICO				2:08.891	7	7	+2.165	161.8
7	6 Vito UTZIERI				2:09.186	2	4	+2.460	161.4
8	2 Vincenzo SAUTO				2:09.571	2	7	+2.845	161.0
9	17 Jurgén HEIDENHOFER				2:10.391	3	8	+3.665	159.9
10	25 Andrea GIULIANI				2:11.932	5	8	+5.206	158.1
11	22 Paolo FERRARESI				2:16.477	4	5	+9.751	152.8
12	73 Marco FUMAGALLI				2:17.676	3	3	+10.950	151.5

Fastest Lap	Lap 2	Filippo MANASSERO	2:06.726	164.6 Kph
-------------	-------	-------------------	----------	-----------

CAR #15 DELETED LAPTME 2.08,818 DUE TO TRACK LIMIT

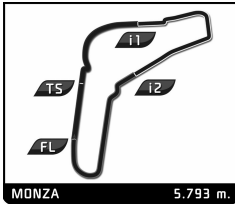
Published at:

Track Status: **DRY**

Race Director:

Timekeeper:






LOTUS CUP ITALIA
PERONI RACING WEEKEND
Qualifying 2

Best Sector Times

SECTOR 1			SECTOR 2		SECTOR 3		Pos	Driver	Ideal Lap	Best Lap	
Pos	Driver	Time	Driver	Time	Driver	Time					
1	11 F.NESPOLI	40.484	79 F.MANASSERO	42.393	79 F.MANASSERO	43.534	1	79 F.MANASSERO	2:06.605	2:06.726	(1)
2	79 F.MANASSERO	40.678	11 F.NESPOLI	42.701	11 F.NESPOLI	43.552	2	11 F.NESPOLI	2:06.737	2:06.955	(2)
3	15 G.GIUBERGIA	40.694	74 L.FLACCADORI	43.006	74 L.FLACCADORI	43.593	3	74 L.FLACCADORI	2:07.363	2:07.410	(3)
4	74 L.FLACCADORI	40.764	12 F.REZZONICO	43.158	12 F.REZZONICO	43.900	4	15 G.GIUBERGIA	2:07.924	2:08.305	(4)
5	6 V.UTZIERI	40.826	15 G.GIUBERGIA	43.306	15 G.GIUBERGIA	43.924	5	12 F.REZZONICO	2:08.176	2:08.891	(6)
6	55 S.ZERBI	41.013	55 S.ZERBI	43.351	55 S.ZERBI	44.360	6	55 S.ZERBI	2:08.724	2:08.822	(5)
7	2 V.SAUTO	41.087	2 V.SAUTO	43.423	6 V.UTZIERI	44.445	7	6 V.UTZIERI	2:09.082	2:09.186	(7)
8	12 F.REZZONICO	41.118	17 J.HEIDENHOFER	43.717	17 J.HEIDENHOFER	44.663	8	2 V.SAUTO	2:09.231	2:09.571	(8)
9	25 A.GIULIANI	41.286	6 V.UTZIERI	43.811	2 V.SAUTO	44.721	9	17 J.HEIDENHOFER	2:09.901	2:10.391	(9)
10	17 J.HEIDENHOFER	41.521	25 A.GIULIANI	45.089	25 A.GIULIANI	45.504	10	25 A.GIULIANI	2:11.879	2:11.932	(10)
11	22 P.FERRARESI	42.165	73 M.FUMAGALLI	46.405	22 P.FERRARESI	47.047	11	22 P.FERRARESI	2:16.056	2:16.477	(11)
12	73 M.FUMAGALLI	43.086	22 P.FERRARESI	46.844	73 M.FUMAGALLI	47.804	12	73 M.FUMAGALLI	2:17.295	2:17.676	(12)



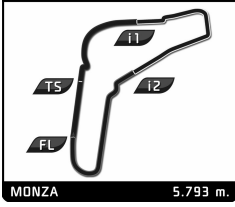


LOTUS CUP ITALIA PERONI RACING WEEKEND Qualifying 2

Best Top Speeds

Driver	Team	Top 1		Top 2		Top 3		Top 4		Top 5		Avg
		Kph	Lap	Kph	Lap	Kph	Lap	Kph	Lap	Kph	Lap	
6 Vito UTZIERI		230.3	3	229.4	2	229.4	4	146.7	1			209,0
11 Franco NESPOLI		227.4	6	226.5	5	226.5	7	226.0	3	225.6	2	226,4
79 Filippo MANASSERO		226.0	4	224.2	3	222.8	2	222.3	7	176.2	6	214,3
74 Luca FLACCADORI		225.6	2	223.7	4	221.0	3	221.0	5	211.9	6	220,6
15 Giacomo GIUBERGIA		225.1	4	223.2	5	223.2	6	222.8	3	222.8	7	223,4
25 Andrea GIULIANI		223.7	5	220.1	3	219.6	4	219.2	6	217.9	7	220,1
2 Vincenzo SAUTO		222.3	3	221.4	4	221.4	5	220.1	2	217.9	6	220,6
22 Paolo FERRARESI		221.9	3	221.9	5	220.1	2	218.3	4	155.5	1	207,5
55 Stefano ZERBI		221.0	3	220.5	2	218.3	6	192.1	4	171.8	5	204,7
17 Jorgen HEIDENHOFER		218.3	4	217.9	3	217.4	5	216.6	2	216.6	7	217,4
12 Fabio REZZONICO		218.3	4	217.9	2	217.0	3	216.1	5	215.3	7	216,9
73 Marco FUMAGALLI		215.7	2	196.6	3	153.8	1					188,7



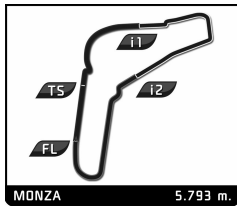


LOTUS CUP ITALIA
PERONI RACING WEEKEND
Qualifying 2

Fastest Lap Sequence

Practice Time	Driver	Team	Car	Class	Time	Kph	Lap
4:23.950	11 Franco NESPOLI				2:07.150	164.0	2
5:12.325	79 Filippo MANASSERO				2:06.726	164.6	2





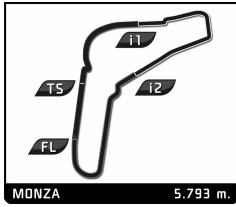
LOTUS CUP ITALIA PERONI RACING WEEKEND Qualifying 2

Analysis

Personal Best Session Best B Crossing the finish line in pit lane

Lap	Time	Sector 1	Sector 2	Sector 3	T. Spd	Elapsed	Lap	Time	Sector 1	Sector 2	Sector 3	T. Spd	Elapsed
2 Vincenzo SAUTO							3	2:10.391	41.618	43.960	44.813	217.9	7:06.562
1	2:57.431	1:22.904	46.094	48.433	163.0	2:57.431	4	2:11.017	41.895	44.428	44.694	218.3	9:17.579
2	2:09.571	41.342	43.423	44.806	220.1	5:07.002	5	2:10.833	41.723	44.063	45.047	217.4	11:28.412
3	2:10.229	41.087	44.421	44.721	222.3	7:17.231	6	2:10.552	42.172	43.717	44.663	216.1	13:38.964
4	2:10.559	41.324	43.548	45.687	221.4	9:27.790	7	2:11.213	41.521	44.306	45.386	216.6	15:50.177
5	2:27.572	44.863	52.662	50.047	221.4	11:55.362	8	2:30.607 B	42.045	47.417	1:01.145	212.3	18:20.784
6	2:10.607	41.604	43.842	45.161	217.9	14:05.969							
7	2:54.884 B	48.356	53.120	1:13.408	174.2	17:00.853							
6 Vito UTZIERI													
1	2:21.754	52.308	44.612	44.834	146.7	2:21.754							
2	2:09.186	40.930	43.811	44.445	229.4	4:30.940							
3	2:09.967	40.826	44.343	44.798	230.3	6:40.907							
4	2:18.554 B	41.400	43.894	53.260	229.4	8:59.461							
11 Franco NESPOLI													
1	2:16.800	48.468	44.589	43.743	156.0	2:16.800							
2	2:07.150	40.484	42.929	43.737	225.6	4:23.950							
3	2:18.728 B	40.613	44.409	53.706	226.0	6:42.678							
4	3:13.676	1:45.536	44.127	44.013	174.0	9:56.354							
5	2:07.138	40.488	42.980	43.670	226.5	12:03.492							
6	2:06.955	40.620	42.783	43.552	227.4	14:10.447							
7	2:25.150 B	41.151	47.651	56.348	226.5	16:35.597							
8	2:51.252	1:23.603	43.690	43.959	173.1	19:26.849							
9	2:06.962	40.573	42.701	43.688	225.1	21:33.811							
12 Fabio REZZONICO													
1	3:53.294	2:25.987	43.385	43.922	170.1	3:53.294							
2	2:09.100	41.118	43.613	44.369	217.9	6:02.394							
3	2:10.043	41.650	43.801	44.592	217.0	8:12.437							
4	2:09.786	41.397	43.853	44.536	218.3	10:22.223							
5	2:29.716 B	41.604	53.618	54.494	216.1	12:51.939							
6	3:29.033	2:01.714	43.419	43.900	164.0	16:20.972							
7	2:08.891	41.289	43.158	44.444	215.3	18:29.863							
15 Giacomo GIUBERGIA													
1	3:40.695	2:11.280	44.392	45.023	175.4	3:40.695							
2	2:09.117	41.003	43.611	44.503	221.4	5:49.812							
3	2:08.573	40.856	43.306	44.411	222.8	7:58.385							
4	2:08.766	40.694	43.693	44.379	225.1	10:07.151							
5	2:08.818	41.100	43.549	44.169	223.2	12:15.969							
6	2:08.305	40.914	43.467	43.924	223.2	14:24.274							
7	2:08.341	40.916	43.383	44.042	222.8	16:32.615							
8	2:31.691 B	45.272	49.251	57.168	174.0	19:04.306							
17 Jurgen HEIDENHOFER													
1	2:38.603	1:03.651	49.480	45.472	170.9	2:38.603							
2	2:17.568	42.199	47.545	47.824	216.6	4:56.171							
22 Paolo FERRARESI													
1	2:48.148	1:07.776	51.647	48.725	155.5	2:48.148							
2	2:16.780	42.440	47.096	47.244	220.1	5:04.928							
3	2:18.567	42.613	48.673	47.281	221.9	7:23.495							
4	2:16.477	42.586	46.844	47.047	218.3	9:39.972							
5	2:27.096 B	42.165	47.152	57.779	221.9	12:07.068							
25 Andrea GIULIANI													
1	2:29.284	55.445	46.959	46.880	154.0	2:29.284							
2	2:14.691	42.312	46.022	46.357	213.2	4:43.975							
3	2:14.005	41.717	46.137	46.151	220.1	6:57.980							
4	2:13.441	42.083	45.854	45.504	219.6	9:11.421							
5	2:11.932	41.286	45.089	45.557	223.7	11:23.353							
6	2:13.560	41.957	45.469	46.134	219.2	13:36.913							
7	2:28.034 B	41.864	47.552	58.618	217.9	16:04.947							
8	4:09.517	2:34.835	47.987	46.695	170.4	20:14.464							
55 Stefano ZERBI													
1	2:19.863	49.377	45.303	45.183	147.9	2:19.863							
2	2:09.525	41.313	43.852	44.360	220.5	4:29.388							
3	2:08.822	41.013	43.351	44.458	221.0	6:38.210							
4	2:27.400 B	47.100	44.399	55.901	192.1	9:05.610							
5	3:51.803	2:21.292	44.945	45.566	171.8	12:57.413							
6	2:09.516	41.465	43.661	44.390	218.3	15:06.929							
7	2:40.941 B	47.254	49.947	1:03.740	159.2	17:47.870							
73 Marco FUMAGALLI													
1	2:34.464	57.037	47.928	49.499	153.8	2:34.464							
2	2:21.681	44.037	48.761	48.883	215.7	4:56.145							
3	2:17.676	43.467	46.405	47.804	196.6	7:13.821							
74 Luca FLACCADORI													
1	2:39.129	1:04.772	49.129	45.228	163.7	2:39.129							
2	2:16.311	40.962	47.783	47.566	225.6	4:55.440							
3	2:07.410	40.811	43.006	43.593	221.0	7:02.850							
4	2:07.708	40.764	43.174	43.770	223.7	9:10.558							
5	2:08.073	40.771	43.137	44.165	221.0	11:18.631							
6	2:33.087 B	43.881	51.274	57.932	211.9	13:51.718							
7	4:16.463	2:42.173	46.718	47.572	172.3	18:08.181							
79 Filippo MANASSERO													
1	3:05.599	1:36.670	44.737	44.192	112.9	3:05.599							





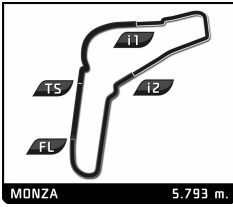
LOTUS CUP ITALIA
PERONI RACING WEEKEND
 Qualifying 2

Analysis

■ Personal Best
 ■ Session Best
 B Crossing the finish line in pit lane

Lap	Time	Sector 1	Sector 2	Sector 3	T. Spd	Elapsed	Lap	Time	Sector 1	Sector 2	Sector 3	T. Spd	Elapsed
2	2:06.726	40.755	42.437	43.534	222.8	5:12.325							
3	2:07.092	40.930	42.393	43.769	224.2	7:19.417							
4	2:07.818	40.678	43.131	44.009	226.0	9:27.235							
5	2:34.942 B	48.412	48.021	58.509	145.9	12:02.177							
6	3:57.247	2:27.850	44.824	44.573	176.2	15:59.424							
7	2:07.822	40.900	42.544	44.378	222.3	18:07.246							





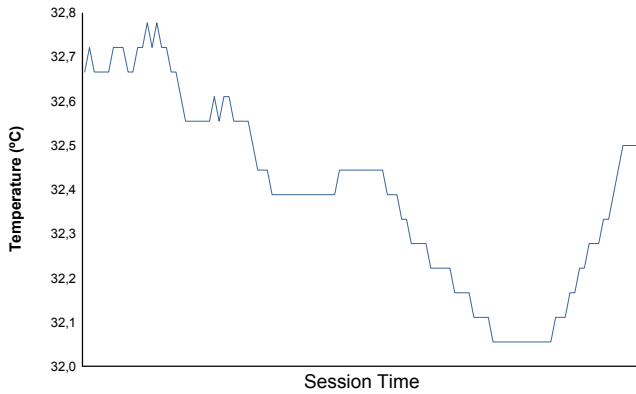
PERONI RACING WEEKEND

LOTUS CUP ITALIA

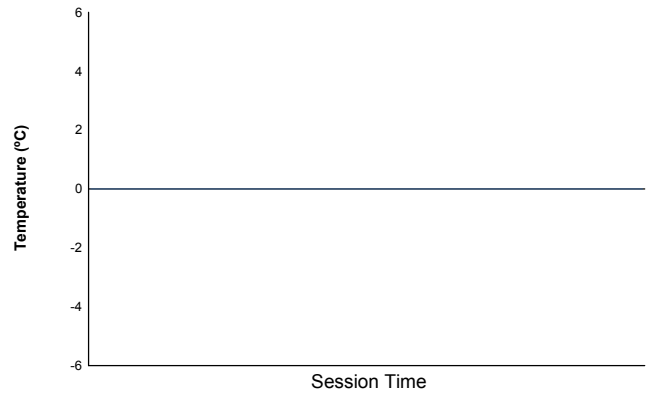
Qualifying 2

Weather Report

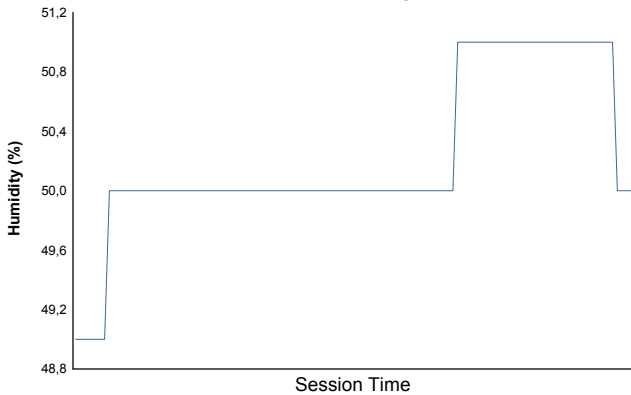
Air Temperature



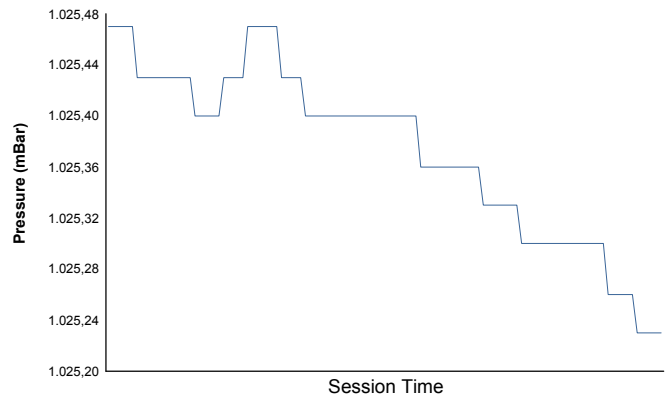
Track Temperature



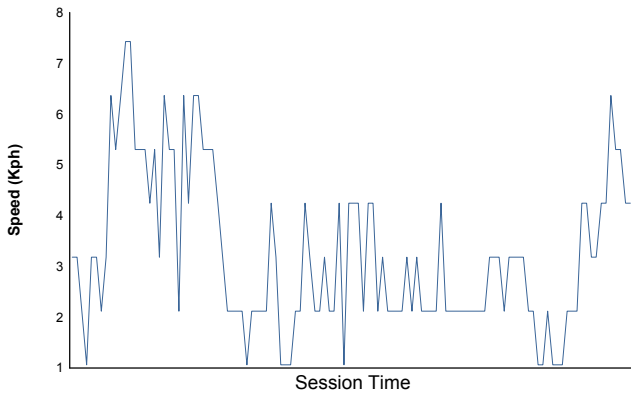
Humidity



Pressure

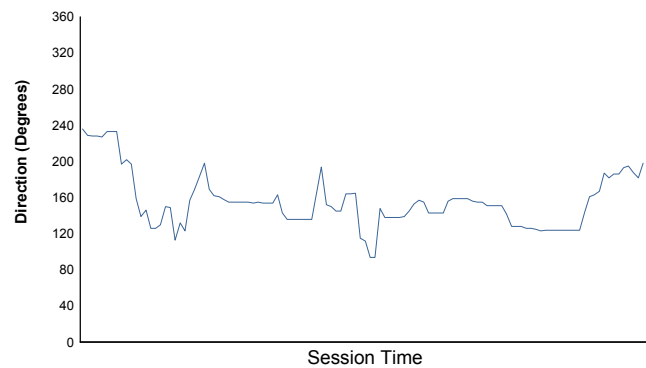


Wind Speed



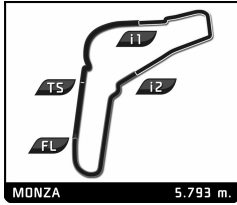
Wind direction

North = 0°/360° Est = 90° South = 180° West = 270°



Track Status: **DRY**






LOTUS CUP ITALIA
PERONI RACING WEEKEND

Race 1 (25')


Starting Grid

2:18.164 Paolo FERRARESI	22	- 6 -	25	2:14.788 Andrea GIULIANI
2:12.101 Jurgen HEIDENHOFER	17	- 5 -	73	2:10.321 Marco FUMAGALLI
2:10.093 Vincenzo SAUTO	2	- 4 -	12	2:09.625 Fabio REZZONICO
2:09.191 Stefano ZERBI	55	- 3 -	6	2:08.815 Vito UTZIERI
2:08.182 Luca FLACCADORI	74	- 2 -	15	2:07.782 Giacomo GIUBERGIA
2:07.533 Filippo MANASSERO	79	- 1 -	11	2:05.966 Franco NESPOLI


 ↓
Pole

Stewards:	Timekeeper:
-----------	-------------





LOTUS CUP ITALIA

PERONI RACING WEEKEND

Race 1 (25')

Classification

Drivers	Nat	Team	Vehicle	Class	Laps	Total Time	Gap	Kph	Best Lap	
									Lap	Time Kph
1 79 Filippo MANASSERO					11	25:53.632	-	147.7	6	2:07.892 163.1
2 15 Giacomo GIUBERGIA					11	26:05.041	+11.409	146.6	5	2:08.682 162.1
3 73 Marco FUMAGALLI					11	26:25.289	+31.657	144.7	7	2:09.521 161.0
4 6 Vito UTZIERI				OVER 50	11	26:38.044	+44.412	143.6	2	2:11.558 158.5
5 55 Stefano ZERBI					11	26:38.326	+44.694	143.5	10	2:10.944 159.3
6 2 Vincenzo SAUTO				OVER 50	11	26:40.272	+46.640	143.4	6	2:10.886 159.3
7 74 Luca FLACCADORI					11	26:56.454	+1:02.822	141.9	3	2:12.160 157.8
8 17 Jorgen HEIDENHOFER					11	27:21.050	+1:27.418	139.8	11	2:14.543 155.0
9 25 Andrea GIULIANI					11	27:56.013	+2:02.381	136.9	9	2:17.745 151.4
10 11 Franco NESPOLI					10	23:36.123	1 Lap	147.3	6	2:08.233 162.6
11 22 Paolo FERRARESI				OVER 50	10	26:32.990	1 Lap	130.9	5	2:22.462 146.4
12 12 Fabio REZZONICO				OVER 50	7	17:32.452	4 Laps	138.7	6	2:10.394 159.9

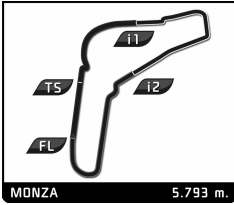
Pole Position		F. NESPOLI	2:05.966	165.6 Kph
Fastest Lap	Lap 6	Filippo MANASSERO	2:07.892	163.1 Kph

Published at:

Track Status: **DRY**

Stewards:	Timekeeper:
------------------	--------------------





LOTUS CUP ITALIA
PERONI RACING WEEKEND
Race 1

Classification by Class

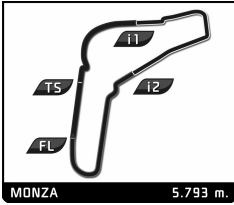
Nr. Driver	Nat	Team	Car	Laps	Total Time	Gap	Kph	Best Lap		
								Lap	Time	Kph
OVER 50										
1		6 Vito UTZIERI		11	26:38.044		143.6	2	2:11.558	158.5
2		2 Vincenzo SAUTO		11	26:40.272	+2.228	143.4	6	2:10.886	159.3
3		22 Paolo FERRARESI		10	26:32.990	1 Laps	130.9	5	2:22.462	146.4
4		12 Fabio REZZONICO		7	17:32.452	4 Laps	138.7	6	2:10.394	159.9

Published at:

Track Status: **DRY**

Stewards:	Timekeeper:
-----------	-------------





LOTUS CUP ITALIA
PERONI RACING WEEKEND
Race 1

Classification by Division

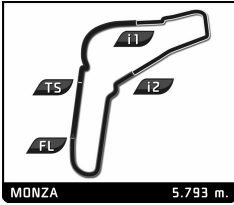
Nr. Driver	Nat	Team	Car	Laps	Total Time	Gap	Kph	Best Lap		
								Lap	Time	Kph
PIRELLI ROOKIE										
1	15	Giacomo GIUBERGIA		11	26:05.041		146.6	5	2:08.682	162.1
2	55	Stefano ZERBI		11	26:38.326	+33.285	143.5	10	2:10.944	159.3
3	74	Luca FLACCADORI		11	26:56.454	+51.413	141.9	3	2:12.160	157.8
4	25	Andrea GIULIANI		11	27:56.013	+1'50.972	136.9	9	2:17.745	151.4

Published at:

Track Status: **DRY**

Stewards:	Timekeeper:
-----------	-------------





LOTUS CUP ITALIA
PERONI RACING WEEKEND
Race 1

Classification by Group

Nr. Driver	Nat	Team	Car	Laps	Total Time	Gap	Kph	Best Lap		
								Lap	Time	Kph
PIRELLI CUP										
1	79	Filippo MANASSERO		11	25:53.632		147.7	6	2:07.892	163.1
2	15	Giacomo GIUBERGIA		11	26:05.041	+11.409	146.6	5	2:08.682	162.1
3	6	Vito UTZIERI		11	26:38.044	+44.412	143.6	2	2:11.558	158.5
4	55	Stefano ZERBI		11	26:38.326	+44.694	143.5	10	2:10.944	159.3
5	74	Luca FLACCADORI		11	26:56.454	+1'02.822	141.9	3	2:12.160	157.8
6	17	Jurgen HEIDENHOFER		11	27:21.050	+1'27.418	139.8	11	2:14.543	155.0
7	25	Andrea GIULIANI		11	27:56.013	+2'02.381	136.9	9	2:17.745	151.4
8	22	Paolo FERRARESI		10	26:32.990	1 Laps	130.9	5	2:22.462	146.4
9	12	Fabio REZZONICO		7	17:32.452	4 Laps	138.7	6	2:10.394	159.9

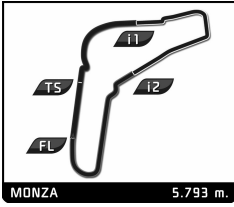
Published at:

Track Status: **DRY**

Stewards:

Timekeeper:






LOTUS CUP ITALIA
PERONI RACING WEEKEND
Race 1

Lap Chart

LAP

Nr	Pos	Grid	1	2	3	4	5	6	7	8	9	10	11
11	1	11	11	11	11	11	11	11	11	11	11	11	79
79	2	79	79	79	79	79	79	79	79	79	79	79	15
15	3	15	74	15	15	15	15	15	15	15	15	15	73
74	4	74	15	74	12	12	12	12	12	73	73	73	6
6	5	6	12	12	74	74	74	73	73	6	6	6	55
55	6	55	6	6	6	6	73	74	6	55	55	55	2
12	7	12	73	73	73	73	6	6	55	2	2	2	74
2	8	2	55	55	55	55	55	55	2	74	74	74	17
73	9	73	2	2	2	2	2	2	74	17	17	17	25
17	10	17	17	17	17	17	17	17	17	25	25	25	
25	11	25	25	25	25	25	25	25	25	22	22	22	
22	12	22	22	22	22	22	22	22	22				



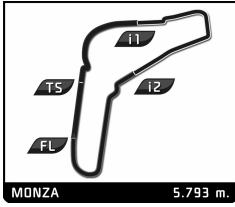


LOTUS CUP ITALIA
PERONI RACING WEEKEND
Race 1

Best Sector Times

SECTOR 1			SECTOR 2		SECTOR 3		Pos	Driver	Ideal Lap	Best Lap	
Pos	Driver	Time	Driver	Time	Driver	Time					
1	15 G.GIUBERGIA	40.902	79 F.MANASSERO	42.959	79 F.MANASSERO	43.517	1	79 F.MANASSERO	2:07.754	2:07.892	(1)
2	11 F.NESPOLI	41.015	11 F.NESPOLI	43.022	11 F.NESPOLI	43.780	2	11 F.NESPOLI	2:07.817	2:08.233	(2)
3	74 L.FLACCADORI	41.093	73 M.FUMAGALLI	43.269	15 G.GIUBERGIA	43.858	3	15 G.GIUBERGIA	2:08.311	2:08.682	(3)
4	79 F.MANASSERO	41.278	15 G.GIUBERGIA	43.551	73 M.FUMAGALLI	44.168	4	73 M.FUMAGALLI	2:08.948	2:09.521	(4)
5	6 V.UTZIERI	41.306	12 F.REZZONICO	43.825	12 F.REZZONICO	44.251	5	12 F.REZZONICO	2:09.964	2:10.394	(5)
6	55 S.ZERBI	41.309	2 V.SAUTO	43.925	2 V.SAUTO	44.824	6	2 V.SAUTO	2:10.320	2:10.886	(6)
7	73 M.FUMAGALLI	41.511	55 S.ZERBI	44.398	55 S.ZERBI	45.049	7	55 S.ZERBI	2:10.756	2:10.944	(7)
8	2 V.SAUTO	41.571	6 V.UTZIERI	44.455	6 V.UTZIERI	45.260	8	6 V.UTZIERI	2:11.021	2:11.558	(8)
9	12 F.REZZONICO	41.888	74 L.FLACCADORI	44.789	17 J.HEIDENHOFER	45.762	9	74 L.FLACCADORI	2:11.787	2:12.160	(9)
10	25 A.GIULIANI	42.788	17 J.HEIDENHOFER	45.529	74 L.FLACCADORI	45.905	10	17 J.HEIDENHOFER	2:14.106	2:14.543	(10)
11	17 J.HEIDENHOFER	42.815	25 A.GIULIANI	47.001	25 A.GIULIANI	47.876	11	25 A.GIULIANI	2:17.665	2:17.745	(11)
12	22 P.FERRARESI	43.742	22 P.FERRARESI	48.525	22 P.FERRARESI	48.967	12	22 P.FERRARESI	2:21.234	2:22.462	(12)

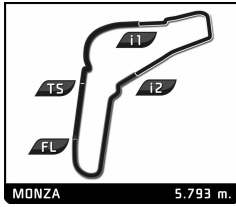




LOTUS CUP ITALIA PERONI RACING WEEKEND Race 1

Best Top Speeds

Driver	Team		Top 1		Top 2		Top 3		Top 4		Top 5		Avg
			Kph	Lap	Kph	Lap	Kph	Lap	Kph	Lap	Kph	Lap	
6 Vito UTZIERI		OVER 50	229.4	1	228.4	3	227.4	4	227.4	5	227.0	7	227.9
73 Marco FUMAGALLI			227.0	3	225.6	4	221.9	2	221.9	5	219.6	1	223.2
2 Vincenzo SAUTO		OVER 50	226.5	1	224.6	7	224.2	4	223.7	11	223.7	3	224.5
74 Luca FLACCADORI			226.0	3	225.1	4	224.2	2	223.2	5	222.3	7	224.2
15 Giacomo GIUBERGIA			226.0	2	224.6	1	224.6	4	224.2	5	223.7	6	224.6
11 Franco NESPOLI			222.8	3	222.3	1	222.3	2	222.3	4	221.0	7	222.1
79 Filippo MANASSERO			222.3	1	220.1	10	219.6	11	219.2	4	219.2	5	220.1
55 Stefano ZERBI			221.4	11	221.4	4	221.4	7	221.0	10	221.0	5	221.2
12 Fabio REZZONICO		OVER 50	220.5	3	219.6	1	218.8	2	217.4	4	217.0	5	218.7
25 Andrea GIULIANI			219.2	2	214.4	11	212.3	1	211.1	6	209.5	9	213.3
22 Paolo FERRARESI		OVER 50	218.8	4	217.4	2	217.4	3	216.6	1	215.7	10	217.2
17 Jurgen HEIDENHOFER			217.9	1	214.4	5	214.0	2	212.8	11	212.3	7	214.3



LOTUS CUP ITALIA


PERONI RACING WEEKEND

Race 1

Fastest Lap Sequence

Practice Time	Driver	Team	Car	Class	Time	Kph	Lap
4:16.904	11 Franco NESPOLI				2:08.458	162.3	1
8:33.999	11 Franco NESPOLI				2:08.343	162.5	3
12:50.766	11 Franco NESPOLI				2:08.243	162.6	5
14:58.999	11 Franco NESPOLI				2:08.233	162.6	6
15:11.600	79 Filippo MANASSERO				2:07.892	163.1	6





LOTUS CUP ITALIA

PERONI RACING WEEKEND


Race 1

Analysis by lap

Lapped

Nr	Lap Time	Gap	Nr	Lap Time	Gap	Nr	Lap Time	Gap	Nr	Lap Time	Gap	Nr	Lap Time	Gap
Lap 1			Lap 5			11	2:09.482							
11	2:08.458		11	2:08.243		79	2:08.252	9.234						
79	2:11.620	8.033	79	2:08.812	12.942	22	2:28.359	1 Lap						
74	2:13.082	8.938	15	2:08.682	15.424	15	2:10.272	17.179						
15	2:11.071	9.920	12	2:10.414	20.845	73	2:11.747	35.859						
12	2:11.541	11.858	74	2:12.816	26.784	6	2:12.826	46.267						
6	2:13.702	13.754	73	2:11.745	28.891	55	2:12.049	48.878						
73	2:12.000	14.619	6	2:12.356	29.233	2	2:11.728	49.276						
55	2:15.714	18.944	55	2:11.625	35.271	74	2:16.972	1:01.062						
2	2:16.051	18.989	2	2:11.162	36.241	17	2:14.572	1:24.767						
17	2:15.848	21.042	17	2:15.064	58.435	25	2:17.745	1:50.872						
25	2:19.557	24.438	25	2:19.452	1:11.348	Lap 10								
22	2:23.830	36.140	22	2:22.462	1:37.109	11	2:09.107							
Lap 2			Lap 6			79	2:08.709	8.836						
11	2:08.752		11	2:08.233		15	2:09.924	17.996						
79	2:09.951	9.232	79	2:07.892	12.601	22	2:23.769	1 Lap						
15	2:11.782	12.950	15	2:08.795	15.986	73	2:11.301	38.053						
74	2:13.452	13.638	12	2:10.394	23.006	6	2:12.411	49.571						
12	2:11.047	14.153	73	2:11.108	31.766	55	2:10.944	50.715						
6	2:11.558	16.560	74	2:14.490	33.041	2	2:10.934	51.103						
73	2:10.898	16.765	6	2:12.815	33.815	74	2:13.807	1:05.762						
55	2:12.863	23.055	55	2:11.571	38.609	17	2:14.724	1:30.384						
2	2:13.985	24.222	2	2:10.886	38.894	25	2:18.592	2:00.357						
17	2:23.673	35.963	17	2:15.327	1:05.529	Lap 11								
25	2:21.002	36.688	25	2:19.092	1:22.207	79	2:08.673							
22	2:24.556	51.944	22	2:23.425	1:52.301	15	2:10.922	11.409						
Lap 3			Lap 7			73	2:11.113	31.657						
11	2:08.343		11	2:08.771		22	2:25.457	1 Lap						
79	2:10.598	11.487	79	2:08.040	11.870	6	2:12.350	44.412						
15	2:09.381	13.988	15	2:09.697	16.912	55	2:11.488	44.694						
12	2:10.603	16.413	12	2:10.447	24.682	2	2:13.046	46.640						
74	2:12.160	17.455	73	2:09.521	32.516	74	2:14.569	1:02.822						
6	2:12.575	20.792	6	2:14.000	39.044	17	2:14.543	1:27.418						
73	2:12.635	21.057	55	2:12.929	42.767	25	2:19.533	2:02.381						
55	2:13.469	28.181	2	2:15.102	45.225	Lap 8								
2	2:13.186	29.065	74	2:26.349	50.619	11	2:09.764							
17	2:15.826	43.446	17	2:16.208	1:12.966	79	2:08.358	10.464						
25	2:20.186	48.531	25	2:20.035	1:33.471	15	2:09.241	16.389						
22	2:23.323	1:06.924	22	2:24.105	2:07.635	73	2:10.842	33.594						
Lap 4			Lap 8			6	2:13.643	42.923						
11	2:08.524		11	2:09.764		55	2:13.308	46.311						
79	2:09.410	12.373	79	2:08.358	10.464	2	2:11.569	47.030						
15	2:09.521	14.985	15	2:09.241	16.389	74	2:12.717	53.572						
12	2:10.785	18.674	73	2:10.842	33.594	17	2:16.475	1:19.677						
74	2:13.280	22.211	6	2:13.643	42.923	25	2:18.902	1:42.609						
6	2:12.852	25.120	55	2:13.308	46.311	Lap 9								
73	2:12.856	25.389	2	2:11.569	47.030									
55	2:12.232	31.889	74	2:12.717	53.572									
2	2:12.781	33.322	17	2:16.475	1:19.677									
17	2:16.692	51.614	25	2:18.902	1:42.609									
25	2:20.132	1:00.139												
22	2:24.490	1:22.890												





LOTUS CUP ITALIA PERONI RACING WEEKEND


Race 1

Analysis

■ Personal Best
 ■ Session Best
 ■ Crossing the finish line in pit lane

Lap	Time	Sector 1	Sector 2	Sector 3	T. Spd	Elapsed	Lap	Time	Sector 1	Sector 2	Sector 3	T. Spd	Elapsed
2 Vincenzo SAUTO							3	2:09.381	41.015	43.928	44.438	222.8	8:47.987
1	2:16.051	43.074	46.433	46.544	226.5	4:35.893	4	2:09.521	41.112	44.090	44.319	224.6	10:57.508
2	2:13.985	42.920	45.294	45.771	220.1	6:49.878	5	2:08.682	40.902	43.922	43.858	224.2	13:06.190
3	2:13.186	42.682	45.242	45.262	223.7	9:03.064	6	2:08.795	41.229	43.551	44.015	223.7	15:14.985
4	2:12.781	41.741	45.586	45.454	224.2	11:15.845	7	2:09.697	41.062	44.253	44.382	222.8	17:24.682
5	2:11.162	41.791	44.315	45.056	223.2	13:27.007	8	2:09.241	41.053	44.010	44.178	221.4	19:33.923
6	2:10.886	41.571	44.176	45.139	222.3	15:37.893	9	2:10.272	41.333	44.509	44.430	221.4	21:44.195
7	2:15.102	44.760	44.317	46.025	224.6	17:52.995	10	2:09.924	41.229	44.321	44.374	222.3	23:54.119
8	2:11.569	42.372	44.373	44.824	219.6	20:04.564	11	2:10.922	41.849	44.459	44.614	213.6	26:05.041
9	2:11.728	41.687	44.555	45.486	222.3	22:16.292							
10	2:10.934	41.633	44.199	45.102	221.9	24:27.226							
11	2:13.046	42.133	43.925	46.988	223.7	26:40.272							
6 Vito UTZIERI													
1	2:13.702	41.365	45.759	46.578	229.4	4:30.658							
2	2:11.558	41.843	44.455	45.260	222.3	6:42.216							
3	2:12.575	41.380	45.168	46.027	228.4	8:54.791							
4	2:12.852	41.394	45.564	45.894	227.4	11:07.643							
5	2:12.356	41.306	45.110	45.940	227.4	13:19.999							
6	2:12.815	41.960	45.253	45.602	211.1	15:32.814							
7	2:14.000	42.222	45.744	46.034	227.0	17:46.814							
8	2:13.643	42.158	45.283	46.202	221.9	20:00.457							
9	2:12.826	41.793	44.990	46.043	221.9	22:13.283							
10	2:12.411	41.748	45.250	45.413	222.8	24:25.694							
11	2:12.350	41.495	45.010	45.845	223.7	26:38.044							
11 Franco NESPOLI													
1	2:08.458	41.475	43.083	43.900	222.3	4:16.904							
2	2:08.752	41.618	43.165	43.969	222.3	6:25.656							
3	2:08.343	41.015	43.193	44.135	222.8	8:33.999							
4	2:08.524	41.097	43.348	44.079	222.3	10:42.523							
5	2:08.243	41.201	43.262	43.780	219.2	12:50.766							
6	2:08.233	41.371	43.022	43.840	221.0	14:58.999							
7	2:08.771	41.261	43.528	43.982	221.0	17:07.770							
8	2:09.764	41.516	43.943	44.305	215.7	19:17.534							
9	2:09.482	41.279	43.720	44.483	218.3	21:27.016							
10	2:09.107	41.215	43.561	44.331	218.3	23:36.123							
12 Fabio REZZONICO													
1	2:11.541	42.192	44.686	44.663	219.6	4:28.762							
2	2:11.047	42.761	43.886	44.400	218.8	6:39.809							
3	2:10.603	41.888	43.825	44.890	220.5	8:50.412							
4	2:10.785	42.345	44.189	44.251	217.4	11:01.197							
5	2:10.414	42.115	43.848	44.451	217.0	13:11.611							
6	2:10.394	41.990	44.020	44.384	216.1	15:22.005							
7	2:10.447	41.895	44.032	44.520	215.7	17:32.452							
15 Giacomo GIUBERGIA													
1	2:11.071	41.196	44.867	45.008	224.6	4:26.824							
2	2:11.782	41.017	46.105	44.660	226.0	6:38.606							
17 Jurgen HEIDENHOFER													
1	2:15.848	42.815	46.738	46.295	217.9	4:37.946							
2	2:23.673	50.035	46.716	46.922	214.0	7:01.619							
3	2:15.826	43.723	45.643	46.460	208.7	9:17.445							
4	2:16.692	44.067	46.200	46.425	201.0	11:34.137							
5	2:15.064	43.416	45.529	46.119	214.4	13:49.201							
6	2:15.327	43.547	45.673	46.107	212.3	16:04.528							
7	2:16.208	43.410	45.883	46.915	212.3	18:20.736							
8	2:16.475	44.146	46.058	46.271	211.5	20:37.211							
9	2:14.572	43.207	45.541	45.824	212.3	22:51.783							
10	2:14.724	43.203	45.759	45.762	212.3	25:06.507							
11	2:14.543	42.874	45.722	45.947	212.8	27:21.050							
22 Paolo FERRARESI													
1	2:23.830	44.114	49.441	50.275	216.6	4:53.044							
2	2:24.556	44.630	49.600	50.326	217.4	7:17.600							
3	2:23.323	43.742	49.308	50.273	217.4	9:40.923							
4	2:24.490	44.105	49.659	50.726	218.8	12:05.413							
5	2:22.462	44.253	48.525	49.684	211.9	14:27.875							
6	2:23.425	44.471	49.253	49.701	211.1	16:51.300							
7	2:24.105	45.020	49.577	49.508	213.6	19:15.405							
8	2:28.359	47.621	50.373	50.365	180.6	21:43.764							
9	2:23.769	45.236	48.783	49.750	201.7	24:07.533							
10	2:25.457	46.090	50.400	48.967	215.7	26:32.990							
25 Andrea GIULIANI													
1	2:19.557	42.788	48.255	48.514	212.3	4:41.342							
2	2:21.002	43.603	48.786	48.613	219.2	7:02.344							
3	2:20.186	43.521	47.654	49.011	192.1	9:22.530							
4	2:20.132	43.022	48.370	48.740	207.5	11:42.662							
5	2:19.452	42.958	48.058	48.436	207.1	14:02.114							
6	2:19.092	43.038	47.846	48.208	211.1	16:21.206							
7	2:20.035	43.143	48.456	48.436	197.3	18:41.241							
8	2:18.902	43.068	47.680	48.154	204.7	21:00.143							
9	2:17.745	42.868	47.001	47.876	209.5	23:17.888							
10	2:18.592	43.055	47.341	48.196	198.0	25:36.480							
11	2:19.533	42.973	48.203	48.357	214.4	27:56.013							
55 Stefano ZERBI													
1	2:15.714	43.011	46.094	46.609	218.3	4:35.848							
2	2:12.863	42.021	44.963	45.879	219.6	6:48.711							
3	2:13.469	41.785	45.629	46.055	220.5	9:02.180							





LOTUS CUP ITALIA

PERONI RACING WEEKEND

Race 1

Analysis

Lap	Time	Sector 1	Sector 2	Sector 3	T. Spd	Elapsed	Lap	Time	Sector 1	Sector 2	Sector 3	T. Spd	Elapsed
4	2:12.232	41.701	44.989	45.542	221.4	11:14.412							
5	2:11.625	41.528	44.595	45.502	221.0	13:26.037							
6	2:11.571	41.697	44.692	45.182	219.6	15:37.608							
7	2:12.929	43.106	44.398	45.425	221.4	17:50.537							
8	2:13.308	42.914	44.927	45.467	192.4	20:03.845							
9	2:12.049	41.579	45.172	45.298	219.6	22:15.894							
10	2:10.944	41.309	44.586	45.049	221.0	24:26.838							
11	2:11.488	41.409	44.751	45.328	221.4	26:38.326							

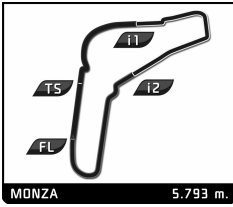
■ Personal Best ■ Session Best B Crossing the finish line in pit lane

73		Marco FUMAGALLI											
1	2:12.000	42.393	44.481	45.126	219.6	4:31.523							
2	2:10.898	41.800	44.339	44.759	221.9	6:42.421							
3	2:12.635	42.256	44.210	46.169	227.0	8:55.056							
4	2:12.856	41.856	45.159	45.841	225.6	11:07.912							
5	2:11.745	41.511	45.008	45.226	221.9	13:19.657							
6	2:11.108	41.596	43.269	46.243	218.3	15:30.765							
7	2:09.521	41.950	43.403	44.168	215.7	17:40.286							
8	2:10.842	42.200	44.319	44.323	214.4	19:51.128							
9	2:11.747	42.155	44.915	44.677	214.9	22:02.875							
10	2:11.301	42.328	44.326	44.647	214.9	24:14.176							
11	2:11.113	41.966	44.591	44.556	216.1	26:25.289							

74		Luca FLACCADORI											
1	2:13.082	41.115	45.339	46.628	221.9	4:25.842							
2	2:13.452	41.543	45.838	46.071	224.2	6:39.294							
3	2:12.160	41.093	44.789	46.278	226.0	8:51.454							
4	2:13.280	42.055	45.294	45.931	225.1	11:04.734							
5	2:12.816	41.683	45.039	46.094	223.2	13:17.550							
6	2:14.490	42.020	44.792	47.678	220.5	15:32.040							
7	2:26.349	54.613	45.695	46.041	222.3	17:58.389							
8	2:12.717	41.801	45.011	45.905	220.5	20:11.106							
9	2:16.972	41.769	48.065	47.138	221.4	22:28.078							
10	2:13.807	41.817	45.642	46.348	219.2	24:41.885							
11	2:14.569	42.095	45.857	46.617	220.1	26:56.454							

79		Filippo MANASSERO											
1	2:11.620	42.015	44.206	45.399	222.3	4:24.937							
2	2:09.951	41.502	44.025	44.424	219.2	6:34.888							
3	2:10.598	42.288	43.827	44.483	218.3	8:45.486							
4	2:09.410	41.679	43.673	44.058	219.2	10:54.896							
5	2:08.812	41.655	43.060	44.097	219.2	13:03.708							
6	2:07.892	41.416	42.959	43.517	219.2	15:11.600							
7	2:08.040	41.278	42.999	43.763	218.8	17:19.640							
8	2:08.358	41.423	43.108	43.827	219.2	19:27.998							
9	2:08.252	41.438	42.959	43.855	219.2	21:36.250							
10	2:08.709	41.291	43.094	44.324	220.1	23:44.959							
11	2:08.673	41.479	43.180	44.014	219.6	25:53.632							





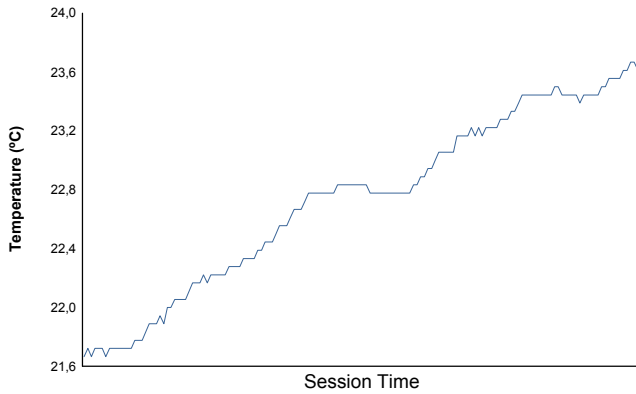
PERONI RACING WEEKEND

LOTUS CUP ITALIA

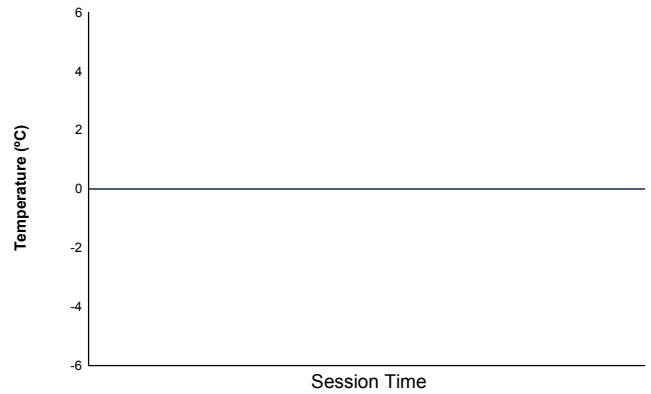
Race 1

Weather Report

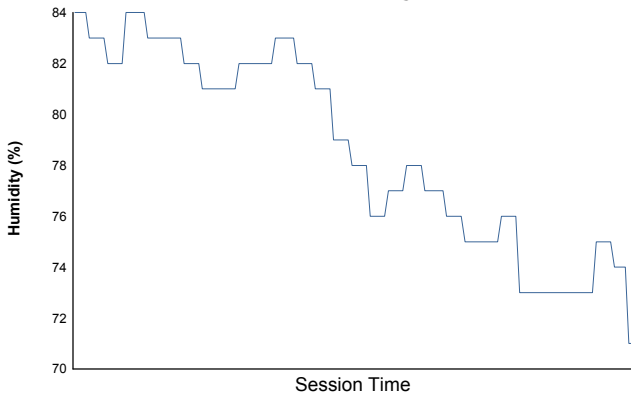
Air Temperature



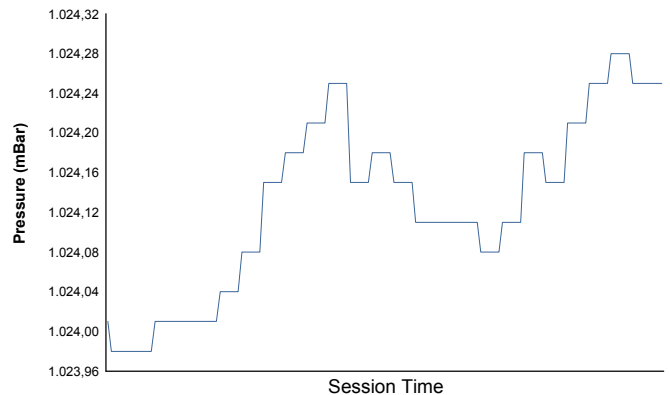
Track Temperature



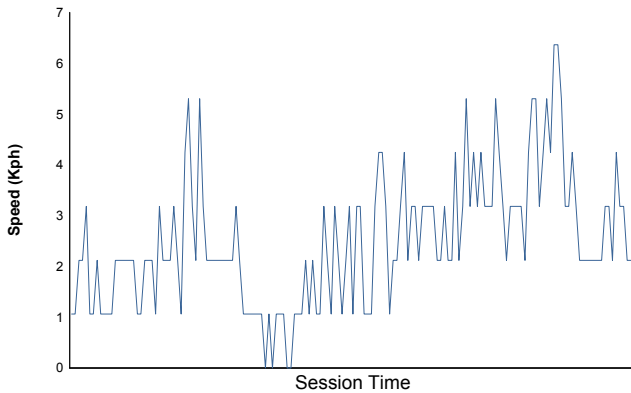
Humidity



Pressure

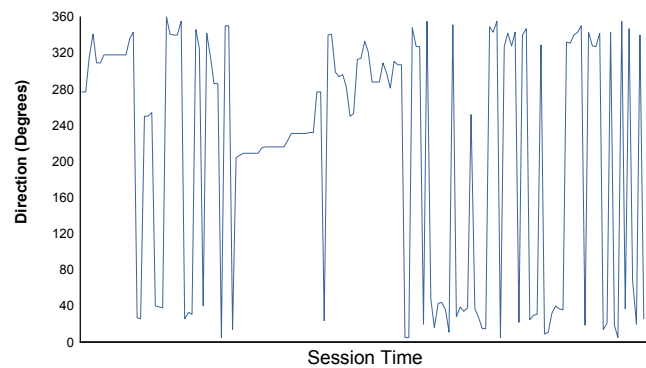


Wind Speed




Wind direction

North = 0°/360° Est = 90° South = 180° West = 270°



Track Status: **DRY**





LOTUS CUP ITALIA
PERONI RACING WEEKEND
Race 2 (25')

Classification

Drivers	Nat	Team	Vehicle	Class	Laps	Total Time	Gap	Kph	Best Lap		
									Lap	Time	Kph
1 79 Filippo MANASSERO					11	25:01.864	-	152.7	9	2:08.274	162.6
2 74 Luca FLACCADORI					11	25:08.903	+7.039	152.0	7	2:08.029	162.9
3 2 Vincenzo SAUTO				OVER 50	11	25:15.702	+13.838	151.4	9	2:09.639	160.9
4 12 Fabio REZZONICO				OVER 50	11	25:15.891	+14.027	151.3	7	2:09.600	160.9
5 55 Stefano ZERBI					11	25:16.716	+14.852	151.2	10	2:09.113	161.5
6 17 Jorgen HEIDENHOFER					11	25:21.287	+19.423	150.8	9	2:08.823	161.9
7 6 Vito UTZIERI				OVER 50	11	25:22.857	+20.993	150.6	9	2:10.058	160.3
8 15 Giacomo GIUBERGIA					11	25:39.340	+37.476	149.0	5	2:09.638	160.9
9 25 Andrea GIULIANI					11	26:14.980	+1:13.116	145.7	10	2:15.567	153.8
10 73 Mariano JAVIER GIUNTA					11	26:15.093	+1:13.229	145.6	10	2:15.719	153.7
11 22 Paolo FERRARESI				OVER 50	11	26:38.446	+1:36.582	143.5	10	2:18.203	150.9

Not classified:

11 Franco NESPOLI

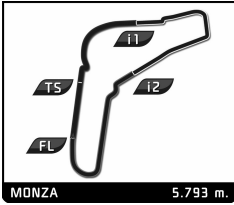
Pole Position		F. MANASSERO	2:06.726	164.6 Kph
Fastest Lap	Lap 7	Luca FLACCADORI	2:08.029	162.9 Kph

Published at:

Track Status: **DRY**

Stewards:	Timekeeper:
------------------	--------------------





LOTUS CUP ITALIA
PERONI RACING WEEKEND
Race 2

Classification by Class

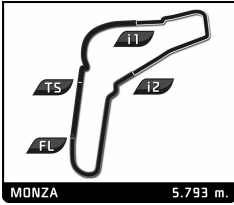
Nr. Driver	Nat	Team	Car	Laps	Total Time	Gap	Kph	Best Lap		
								Lap	Time	Kph
OVER 50										
1	2	Vincenzo SAUTO		11	25:15.702		151.4	9	2:09.639	160.9
2	12	Fabio REZZONICO		11	25:15.891	+0.189	151.3	7	2:09.600	160.9
3	6	Vito UTZIERI		11	25:22.857	+7.155	150.6	9	2:10.058	160.3
4	22	Paolo FERRARESI		11	26:38.446	+1'22.744	143.5	10	2:18.203	150.9

Published at:

Track Status: **DRY**

Stewards:	Timekeeper:
-----------	-------------





LOTUS CUP ITALIA
PERONI RACING WEEKEND
Race 2

Classification by Division


Nr. Driver	Nat	Team	Car	Laps	Total Time	Gap	Kph	Best Lap		
								Lap	Time	Kph
PIRELLI ROOKIE										
1	74	Luca FLACCADORI		11	25:08.903		152.0	7	2:08.029	162.9
2	55	Stefano ZERBI		11	25:16.716	+7.813	151.2	10	2:09.113	161.5
3	15	Giacomo GIUBERGIA		11	25:39.340	+30.437	149.0	5	2:09.638	160.9
4	25	Andrea GIULIANI		11	26:14.980	+1'06.077	145.7	10	2:15.567	153.8
5	73	Mariano JAVIER GIUNTA		11	26:15.093	+1'06.190	145.6	10	2:15.719	153.7

Published at:

Track Status: **DRY**

Stewards:	Timekeeper:
-----------	-------------





LOTUS CUP ITALIA
PERONI RACING WEEKEND
Race 2

Classification by Group

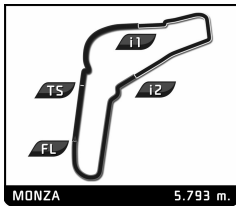
Nr. Driver	Nat	Team	Car	Laps	Total Time	Gap	Kph	Best Lap		
								Lap	Time	Kph
PIRELLI CUP										
1	79	Filippo MANASSERO		11	25:01.864		152.7	9	2:08.274	162.6
2	74	Luca FLACCADORI		11	25:08.903	+7.039	152.0	7	2:08.029	162.9
3	2	Vincenzo SAUTO		11	25:15.702	+13.838	151.4	9	2:09.639	160.9
4	12	Fabio REZZONICO		11	25:15.891	+14.027	151.3	7	2:09.600	160.9
5	55	Stefano ZERBI		11	25:16.716	+14.852	151.2	10	2:09.113	161.5
6	17	Jurgen HEIDENHOFER		11	25:21.287	+19.423	150.8	9	2:08.823	161.9
7	6	Vito UTZIERI		11	25:22.857	+20.993	150.6	9	2:10.058	160.3
8	15	Giacomo GIUBERGIA		11	25:39.340	+37.476	149.0	5	2:09.638	160.9
9	25	Andrea GIULIANI		11	26:14.980	+1'13.116	145.7	10	2:15.567	153.8
10	73	Mariano JAVIER GIUNTA		11	26:15.093	+1'13.229	145.6	10	2:15.719	153.7
11	22	Paolo FERRARESI		11	26:38.446	+1'36.582	143.5	10	2:18.203	150.9

Published at:

Track Status: **DRY**

Stewards:	Timekeeper:
-----------	-------------






LOTUS CUP ITALIA
PERONI RACING WEEKEND
Race 2

Lap Chart

LAP

Nr	Pos	Grid	1	2	3	4	5	6	7	8	9	10	11
79	1	79	79	79	79	79	79	79	79	79	79	79	79
11	2	11	74	74	74	2	2	2	74	74	74	74	74
74	3	74	2	2	2	74	74	74	2	2	2	2	2
15	4	15	15	15	6	12	12	12	12	12	12	12	12
55	5	55	6	6	12	55	55	55	55	55	55	55	55
12	6	12	12	12	55	6	6	6	6	17	17	17	17
6	7	6	55	55	25	17	17	17	17	6	6	6	6
2	8	2	25	25	17	25	25	15	15	15	15	15	15
17	9	17	17	17	15	73	73	25	25	25	25	25	25
25	10	25	22	22	22	22	15	73	73	73	73	73	73
22	11	22	73	73	15	22	22	22	22	22	22	22	22
73	12	73											



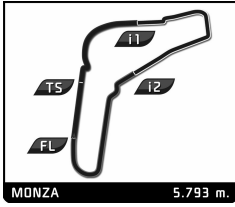


LOTUS CUP ITALIA
PERONI RACING WEEKEND
Race 2

Best Sector Times

SECTOR 1			SECTOR 2			SECTOR 3			Pos	Driver	Ideal Lap	Best Lap
Pos	Driver	Time	Driver	Time	Driver	Time						
1	74 L.FLACCADORI	40.700	11 F.NESPOLI	43.113	79 F.MANASSERO	43.829	1	79 F.MANASSERO	2:07.983	2:08.274	(2)	
2	55 S.ZERBI	40.901	79 F.MANASSERO	43.201	74 L.FLACCADORI	43.955	2	74 L.FLACCADORI	2:08.029	2:08.029	(1)	
3	17 J.HEIDENHOFER	40.947	74 L.FLACCADORI	43.374	12 F.REZZONICO	44.256	3	17 J.HEIDENHOFER	2:08.797	2:08.823	(3)	
4	79 F.MANASSERO	40.953	17 J.HEIDENHOFER	43.491	15 G.GIUBERGIA	44.322	4	55 S.ZERBI	2:08.941	2:09.113	(4)	
5	15 G.GIUBERGIA	41.105	55 S.ZERBI	43.566	17 J.HEIDENHOFER	44.359	5	15 G.GIUBERGIA	2:09.188	2:09.638	(6)	
6	6 V.UTZIERI	41.260	12 F.REZZONICO	43.690	55 S.ZERBI	44.474	6	12 F.REZZONICO	2:09.238	2:09.600	(5)	
7	2 V.SAUTO	41.282	2 V.SAUTO	43.710	2 V.SAUTO	44.585	7	2 V.SAUTO	2:09.577	2:09.639	(7)	
8	12 F.REZZONICO	41.292	15 G.GIUBERGIA	43.761	6 V.UTZIERI	44.800	8	6 V.UTZIERI	2:09.972	2:10.058	(8)	
9	25 A.GIULIANI	41.952	6 V.UTZIERI	43.912	73 M.FUMAGALLI	45.783	9	73 M.JAVIER GIUNTA	2:13.524	2:15.719	(10)	
10	22 P.FERRARESI	42.681	73 M.FUMAGALLI	44.886	25 A.GIULIANI	46.947	10	25 A.GIULIANI	2:15.377	2:15.567	(9)	
11	73 M.FUMAGALLI	42.855	25 A.GIULIANI	46.478	22 P.FERRARESI	47.549	11	22 P.FERRARESI	2:17.773	2:18.203	(11)	



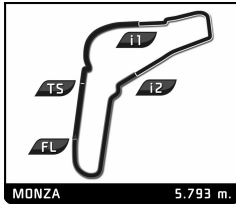


LOTUS CUP ITALIA PERONI RACING WEEKEND Race 2

Best Top Speeds

Driver	Team	Top 1		Top 2		Top 3		Top 4		Top 5		Avg
		Kph	Lap	Kph	Lap	Kph	Lap	Kph	Lap	Kph	Lap	
74 Luca FLACCADORI		227.9	6	226.5	5	223.2	11	222.8	7	222.8	8	224,6
6 Vito UTZIERI	OVER 50	227.0	6	226.5	8	225.6	7	224.6	10	223.7	11	225,5
55 Stefano ZERBI		225.6	8	225.6	7	225.6	5	224.6	11	224.6	10	225,2
17 Jurgén HEIDENHOFER		225.6	7	225.1	9	224.6	10	223.7	6	223.7	8	224,5
79 Filippo MANASSERO		224.2	11	223.7	9	223.7	7	223.7	6	223.2	8	223,7
15 Giacomo GIUBERGIA		221.9	6	221.4	5	221.0	9	221.0	11	220.5	8	221,2
12 Fabio REZZONICO	OVER 50	221.9	11	221.4	4	220.1	9	219.2	5	218.8	10	220,3
25 Andrea GIULIANI		221.9	5	220.5	7	219.6	6	217.4	4	217.0	10	219,3
2 Vincenzo SAUTO	OVER 50	221.9	11	221.9	9	221.4	10	221.4	8	221.4	6	221,6
73 Mariano JAVIER GIUNTA		219.2	11	217.9	9	217.4	10	217.0	7	213.2	6	216,9
22 Paolo FERRARESI	OVER 50	218.3	6	217.0	7	217.0	11	216.6	5	214.4	9	216,7
11 Franco NESPOLI												





LOTUS CUP ITALIA

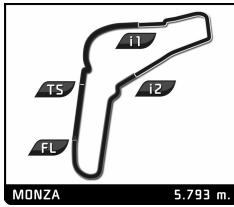
PERONI RACING WEEKEND

Race 2

Fastest Lap Sequence

Practice Time	Driver	Team	Car	Class	Time	Kph	Lap
5:02.203	79 Filippo MANASSERO				2:53.798	120.0	2
5:04.904	2 Vincenzo SAUTO			OVER 50	2:51.993	121.3	2
5:05.506	15 Giacomo GIUBERGIA				2:51.712	121.5	2
5:06.262	6 Vito UTZIERI			OVER 50	2:51.425	121.7	2
5:07.894	55 Stefano ZERBI				2:48.968	123.4	2
5:08.605	25 Andrea GIULIANI				2:47.006	124.9	2
5:09.301	17 Jurgen HEIDENHOFER				2:46.082	125.6	2
5:10.380	22 Paolo FERRARESI			OVER 50	2:39.967	130.4	2
5:11.408	73 Marco FUMAGALLI				2:37.565	132.4	2
10:00.807	79 Filippo MANASSERO				2:09.359	161.2	4
12:09.855	79 Filippo MANASSERO				2:09.048	161.6	5
14:18.820	79 Filippo MANASSERO				2:08.965	161.7	6
16:32.108	74 Luca FLACCADORI				2:08.029	162.9	7





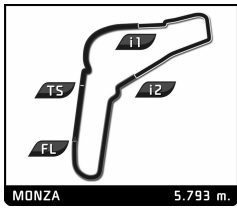
LOTUS CUP ITALIA PERONI RACING WEEKEND Race 2

Analysis by lap

Lapped

Nr	Lap Time	Gap	Nr	Lap Time	Gap	Nr	Lap Time	Gap	Nr	Lap Time	Gap	Nr	Lap Time	Gap
Lap 1			74	2:10.430	3.478	6	2:10.058	15.948						
			12	2:10.633	4.023	15	2:09.678	34.784						
79	2:08.405		55	2:10.639	6.833	25	2:16.799	58.153						
74	2:09.765	1.360	6	2:11.992	8.245	73	2:16.571	58.286						
2	2:12.911	4.506	17	2:10.832	10.736	22	2:18.977	1:14.003						
15	2:13.794	5.389	25	2:18.860	23.290	Lap 10								
6	2:14.837	6.432	73	2:19.208	28.166	79	2:08.563							
12	2:15.348	6.943	15	2:09.638	28.521	74	2:08.944	5.720						
55	2:18.926	10.521	22	2:19.341	32.249	2	2:10.352	11.792						
25	2:21.599	13.194	Lap 6			12	2:10.392	11.996						
17	2:23.219	14.814	79	2:08.965		55	2:09.113	13.761						
22	2:30.413	22.008	2	2:11.060	5.204	17	2:09.491	15.495						
73	2:33.843	25.438	74	2:10.746	5.259	6	2:11.181	18.566						
Lap 2			12	2:11.304	6.362	15	2:09.943	36.164						
79	2:53.798		55	2:10.653	8.521	25	2:15.567	1:05.157						
74	2:53.988	1.550	6	2:11.067	10.347	73	2:15.719	1:05.442						
2	2:51.993	2.701	17	2:09.674	11.445	22	2:18.203	1:23.643						
15	2:51.712	3.303	15	2:11.383	30.939	Lap 11								
6	2:51.425	4.059	25	2:18.217	32.542	79	2:08.607							
12	2:51.928	5.073	73	2:16.438	35.639	74	2:09.926	7.039						
55	2:48.968	5.691	22	2:20.125	43.409	2	2:10.653	13.838						
25	2:47.006	6.402	Lap 7			12	2:10.638	14.027						
17	2:46.082	7.098	79	2:09.013		55	2:09.698	14.852						
22	2:39.967	8.177	74	2:08.029	4.275	17	2:12.535	19.423						
73	2:37.565	9.205	2	2:10.572	6.763	6	2:11.034	20.993						
Lap 3			12	2:09.600	6.949	15	2:09.919	37.476						
79	2:49.245		55	2:10.388	9.896	25	2:16.566	1:13.116						
74	2:48.187	0.492	6	2:10.528	11.862	73	2:16.394	1:13.229						
2	2:47.043	0.499	17	2:09.830	12.262	22	2:21.546	1:36.582						
6	2:46.613	1.427	15	2:10.088	32.014	Lap 8								
12	2:45.711	1.539	25	2:18.363	41.892	79	2:08.587							
55	2:46.814	3.260	73	2:15.784	42.410	74	2:08.607	4.295						
25	2:47.838	4.995	22	2:18.634	53.030	2	2:10.462	8.638						
17	2:47.619	5.472	Lap 8			12	2:10.421	8.783						
15	2:53.503	7.561	79	2:08.587		55	2:10.894	12.203						
22	2:49.821	8.753	74	2:08.607	4.295	17	2:10.343	14.018						
73	2:49.217	9.177	2	2:10.572	6.763	6	2:10.889	14.164						
Lap 4			12	2:09.600	6.949	15	2:09.953	33.380						
79	2:09.359		55	2:10.388	9.896	25	2:16.323	49.628						
2	2:10.721	1.861	6	2:10.528	11.862	73	2:16.166	49.989						
74	2:10.963	2.096	17	2:09.830	12.262	22	2:18.857	1:03.300						
12	2:10.258	2.438	15	2:10.088	32.014	Lap 9								
55	2:11.341	5.242	25	2:18.363	41.892	79	2:08.274							
6	2:13.233	5.301	73	2:15.784	42.410	74	2:09.318	5.339						
17	2:12.839	8.952	22	2:18.634	53.030	2	2:09.639	10.003						
25	2:17.842	13.478	Lap 9			12	2:09.658	10.167						
73	2:18.188	18.006	79	2:08.274		55	2:09.282	13.211						
22	2:22.562	21.956	74	2:08.029	4.275	17	2:08.823	14.567						
15	2:29.729	27.931	2	2:10.572	6.763	Lap 5								
Lap 5			12	2:09.600	6.949	79	2:09.048							
79	2:09.048		55	2:10.388	9.896	2	2:10.296	3.109						
2	2:10.296	3.109	6	2:10.528	11.862	Lap 6								






LOTUS CUP ITALIA PERONI RACING WEEKEND

Race 2

Analysis

Lap	Time	Sector 1	Sector 2	Sector 3	T. Spd	Elapsed	Lap	Time	Sector 1	Sector 2	Sector 3	T. Spd	Elapsed
2 Vincenzo SAUTO							17 Jurgen HEIDENHOFER						
1	2:12.911	43.421	44.101	45.389	183.0	2:12.911	1	2:23.219	46.025	46.141	51.053	179.7	2:23.219
2	2:51.993	47.581	59.144	1:05.268	174.8	5:04.904	2	2:46.082	44.201	56.464	1:05.417	201.3	5:09.301
3	2:47.043	52.017	1:03.159	51.867	148.3	7:51.947	3	2:47.619	51.202	1:03.399	53.018	125.5	7:56.920
4	2:10.721	42.114	43.872	44.735	214.9	10:02.668	4	2:12.839	42.134	45.777	44.928	218.8	10:09.759
5	2:10.296	41.282	44.106	44.908	221.0	12:12.964	5	2:10.832	41.536	44.484	44.812	223.7	12:20.591
6	2:11.060	41.575	44.305	45.180	221.4	14:24.024	6	2:09.674	41.321	43.761	44.592	223.7	14:30.265
7	2:10.572	41.516	44.160	44.896	219.2	16:34.596	7	2:09.830	41.605	43.866	44.359	225.6	16:40.095
8	2:10.462	41.685	44.097	44.680	221.4	18:45.058	8	2:10.343	41.526	44.273	44.544	223.7	18:50.438
9	2:09.639	41.344	43.710	44.585	221.9	20:54.697	9	2:08.823	40.947	43.491	44.385	225.1	20:59.261
10	2:10.352	41.638	44.121	44.593	221.4	23:05.049	10	2:09.491	41.167	43.553	44.771	224.6	23:08.752
11	2:10.653	41.662	44.390	44.601	221.9	25:15.702	11	2:12.535	41.343	43.542	47.650	223.2	25:21.287
6 Vito UTZIERI							22 Paolo FERRARESI						
1	2:14.837	43.678	45.768	45.391	185.8	2:14.837	1	2:30.413	47.640	48.157	54.616	161.5	2:30.413
2	2:51.425	47.285	59.073	1:05.067	155.8	5:06.262	2	2:39.967	46.698	50.625	1:02.644	168.0	5:10.380
3	2:46.613	51.877	1:03.045	51.691	138.1	7:52.875	3	2:49.821	52.753	1:02.235	54.833	122.0	8:00.201
4	2:13.233	42.519	44.803	45.911	204.7	10:06.108	4	2:22.562	43.510	50.683	48.369	210.7	10:22.763
5	2:11.992	41.787	44.652	45.553	218.3	12:18.100	5	2:19.341	42.827	48.113	48.401	216.6	12:42.104
6	2:11.067	41.371	44.495	45.201	227.0	14:29.167	6	2:20.125	43.103	48.394	48.628	218.3	15:02.229
7	2:10.528	41.348	44.375	44.805	225.6	16:39.695	7	2:18.634	42.681	48.160	47.793	217.0	17:20.863
8	2:10.889	41.260	44.525	45.104	226.5	18:50.584	8	2:18.857	43.208	47.725	47.924	212.8	19:39.720
9	2:10.058	41.346	43.912	44.800	218.8	21:00.642	9	2:18.977	43.022	48.260	47.695	214.4	21:58.697
10	2:11.181	41.389	44.320	45.472	224.6	23:11.823	10	2:18.203	43.061	47.543	47.599	213.6	24:16.900
11	2:11.034	41.553	44.366	45.115	223.7	25:22.857	11	2:21.546	46.393	47.604	47.549	217.0	26:38.446
12 Fabio REZZONICO							25 Andrea GIULIANI						
1	2:15.348	44.248	45.951	45.149	181.2	2:15.348	1	2:21.599	44.404	47.576	49.619	172.8	2:21.599
2	2:51.928	47.073	59.416	1:05.439	159.9	5:07.276	2	2:47.006	44.642	56.706	1:05.658	172.3	5:08.605
3	2:45.711	51.297	1:03.220	51.194	132.9	7:52.987	3	2:47.838	51.214	1:03.145	53.479	137.3	7:56.443
4	2:10.258	41.605	44.113	44.540	221.4	10:03.245	4	2:17.842	42.297	47.495	48.050	217.4	10:14.285
5	2:10.633	41.686	44.211	44.736	219.2	12:13.878	5	2:18.860	42.578	47.410	48.872	221.9	12:33.145
6	2:11.304	41.523	44.124	45.657	217.4	14:25.182	6	2:18.217	42.504	47.287	48.426	219.6	14:51.362
7	2:09.600	41.292	43.690	44.618	218.8	16:34.782	7	2:18.363	42.626	47.324	48.413	220.5	17:09.725
8	2:10.421	41.778	44.387	44.256	218.3	18:45.203	8	2:16.323	42.598	46.478	47.247	211.9	19:26.048
9	2:09.658	41.628	43.710	44.320	220.1	20:54.861	9	2:16.799	42.785	46.632	47.382	216.1	21:42.847
10	2:10.392	41.755	44.222	44.415	218.8	23:05.253	10	2:15.567	41.952	46.616	46.999	217.0	23:58.414
11	2:10.638	41.527	44.706	44.405	221.9	25:15.891	11	2:16.566	42.624	46.995	46.947	215.7	26:14.980
15 Giacomo GIUBERGIA							55 Stefano ZERBI						
1	2:13.794	42.541	44.188	47.065	180.9	2:13.794	1	2:18.926	45.465	45.492	47.969	174.5	2:18.926
2	2:51.712	47.252	59.243	1:05.217	168.0	5:05.506	2	2:48.968	45.226	58.097	1:05.645	167.3	5:07.894
3	2:53.503 B	51.848	1:03.177	58.478	146.3	7:59.009	3	2:46.814	51.379	1:02.885	52.550	129.6	7:54.708
4	2:29.729	1:01.185	43.771	44.773	174.0	10:28.738	4	2:11.341	41.337	44.982	45.022	223.2	10:06.049
5	2:09.638	41.274	43.761	44.603	221.4	12:38.376	5	2:10.639	41.557	44.012	45.070	225.6	12:16.688
6	2:11.383	41.426	43.794	46.163	221.9	14:49.759	6	2:10.653	41.467	44.078	45.108	224.6	14:27.341
7	2:10.088	41.469	44.297	44.322	220.1	16:59.847	7	2:10.388	41.251	44.201	44.936	225.6	16:37.729
8	2:09.953	41.487	44.058	44.408	220.5	19:09.800	8	2:10.894	40.927	44.158	45.809	225.6	18:48.623
9	2:09.678	41.105	44.108	44.465	221.0	21:19.478	9	2:09.282	41.135	43.566	44.581	224.2	20:57.905
10	2:09.943	41.336	44.020	44.587	220.1	23:29.421	10	2:09.113	40.920	43.672	44.521	224.6	23:07.018
11	2:09.919	41.205	43.910	44.804	221.0	25:39.340	11	2:09.698	40.901	44.323	44.474	224.6	25:16.716





LOTUS CUP ITALIA

PERONI RACING WEEKEND

Race 2

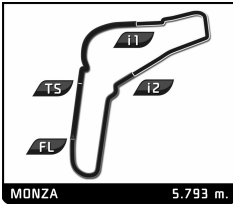
Analysis

MONZA 5.793 m.

■ Personal Best ■ Session Best B Crossing the finish line in pit lane

Lap	Time	Sector 1	Sector 2	Sector 3	T. Spd	Elapsed	Lap	Time	Sector 1	Sector 2	Sector 3	T. Spd	Elapsed
73 Marco FUMAGALLI													
1	2:33.843	48.931	47.458	57.454	159.6	2:33.843							
2	2:37.565	44.381	50.307	1:02.877	181.8	5:11.408							
3	2:49.217	52.254	1:02.164	54.799	133.1	8:00.625							
4	2:18.188	43.462	46.645	48.081	212.8	10:18.813							
5	2:19.208	43.757	47.437	48.014	213.2	12:38.021							
6	2:16.438	42.940	46.323	47.175	213.2	14:54.459							
7	2:15.784	43.044	45.948	46.792	217.0	17:10.243							
8	2:16.166	42.855	46.027	47.284	212.8	19:26.409							
9	2:16.571	43.090	46.559	46.922	217.9	21:42.980							
10	2:15.719	42.912	46.177	46.630	217.4	23:58.699							
11	2:16.394	45.725	44.886	45.783	219.2	26:15.093							
74 Luca FLACCADORI													
1	2:09.765	41.520	43.699	44.546	175.1	2:09.765							
2	2:53.988	50.026	58.794	1:05.168	154.0	5:03.753							
3	2:48.187	52.080	1:02.544	53.563	135.6	7:51.940							
4	2:10.963	42.218	43.966	44.779	217.9	10:02.903							
5	2:10.430	41.203	44.001	45.226	226.5	12:13.333							
6	2:10.746	42.647	43.451	44.648	227.9	14:24.079							
7	2:08.029	40.700	43.374	43.955	222.8	16:32.108							
8	2:08.607	40.918	43.454	44.235	222.8	18:40.715							
9	2:09.318	40.921	43.766	44.631	222.8	20:50.033							
10	2:08.944	41.321	43.439	44.184	222.3	22:58.977							
11	2:09.926	41.161	43.968	44.797	223.2	25:08.903							
79 Filippo MANASSERO													
1	2:08.405	41.375	43.201	43.829	176.5	2:08.405							
2	2:53.798	50.757	58.828	1:04.213	145.9	5:02.203							
3	2:49.245	53.098	1:02.342	53.805	140.1	7:51.448							
4	2:09.359	41.695	43.433	44.231	220.1	10:00.807							
5	2:09.048	41.212	43.405	44.431	222.8	12:09.855							
6	2:08.965	41.166	43.461	44.338	223.7	14:18.820							
7	2:09.013	41.281	43.485	44.247	223.7	16:27.833							
8	2:08.587	41.132	43.525	43.930	223.2	18:36.420							
9	2:08.274	41.015	43.259	44.000	223.7	20:44.694							
10	2:08.563	41.147	43.218	44.198	223.2	22:53.257							
11	2:08.607	40.953	43.437	44.217	224.2	25:01.864							





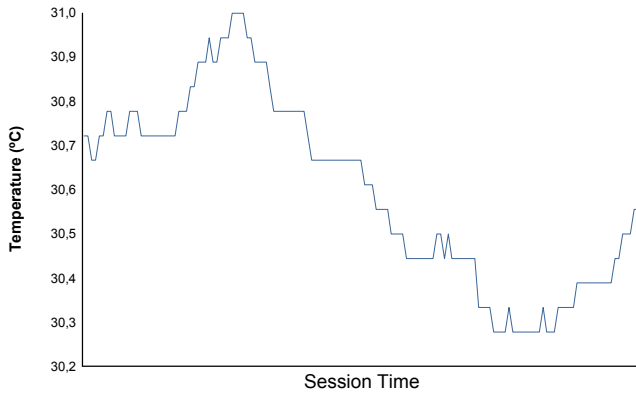
PERONI RACING WEEKEND

LOTUS CUP ITALIA

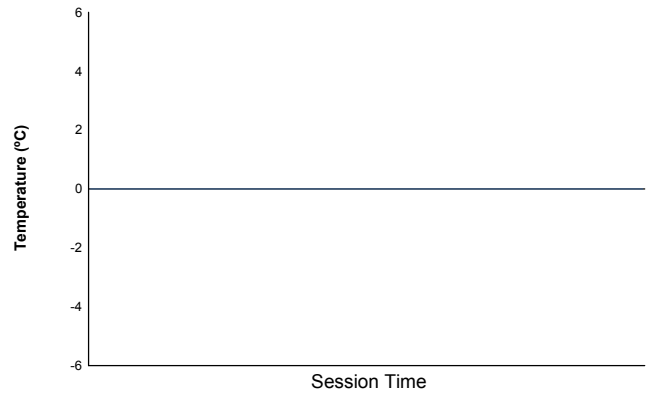
Race 2

Weather Report

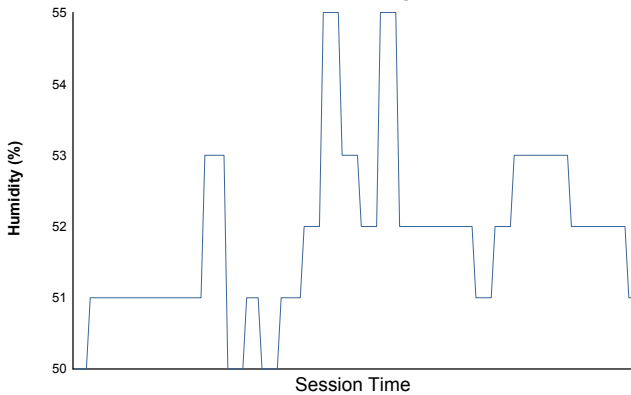
Air Temperature



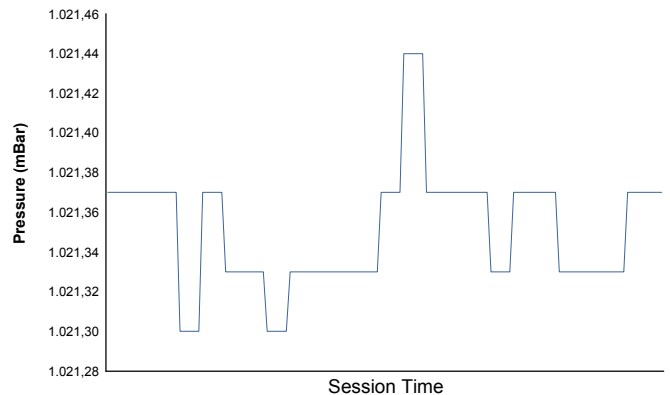
Track Temperature



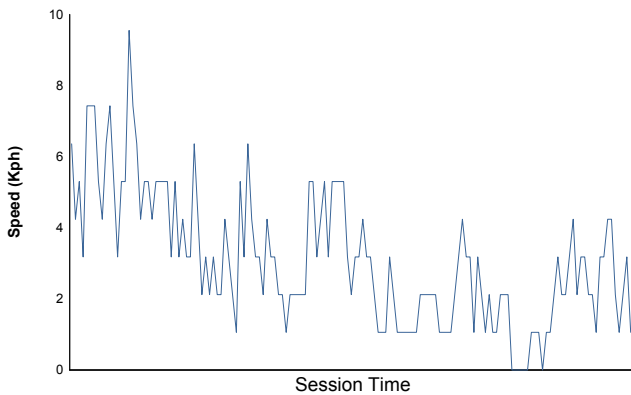
Humidity



Pressure

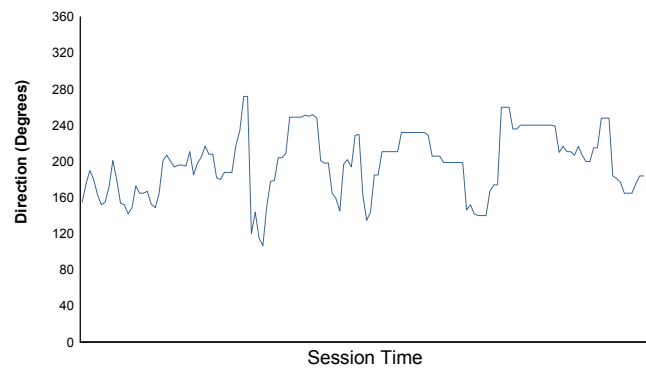


Wind Speed



Wind direction

North = 0°/360° Est = 90° South = 180° West = 270°



Track Status: **DRY**

